



tomo

design Setsu & Shinobu Ito

Caratteristiche Tecniche

Struttura: in frassino tinto caffè.
Piano: in legno MDF, impiallacciato frassino tinto caffè oppure in marmo opaco, bianco Carrara, moro Emperador o nero Marquina.

Technical Features

Structure: in coffee stained ash.
Top: in MDF veneered with coffee stained ash or in matt white Carrara, dark brown Emperador or black Marquina marble.

Caractéristiques Techniques

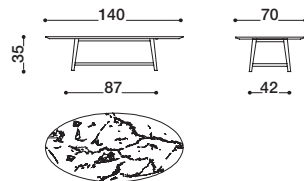
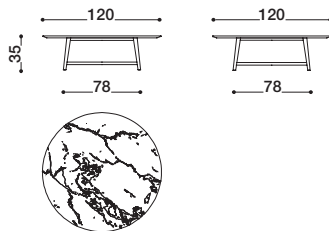
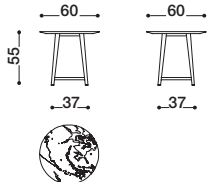
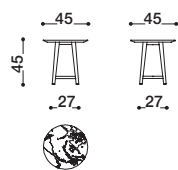
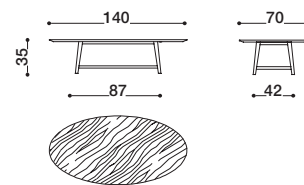
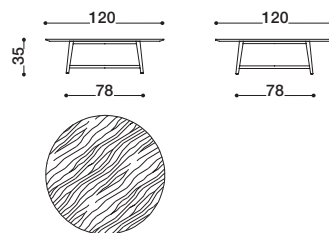
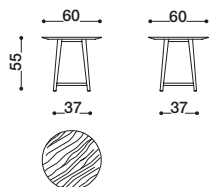
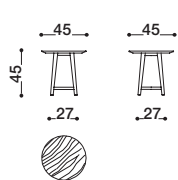
Structure: frêne teinté café.
Plateau: en MDF plaqué frêne teinté café ou bien en marbre mat, blanc Carrare, marron foncé Emperador ou noir Marquina.

Technische Eigenschaften


Struktur: aus Eschenholz auf Kaffee.
Tischplatte: aus MDFHolz, furniert mit Eschenholz auf Kaffee oder aus mattem Marmor, Weiß Carrara, Dunkelbraun Emperador oder Schwarz Marquina.

Características Técnicas

Estructura: fresno teñido en café.
SoBRE: de madera MDF, chapada en fresno teñido en café o en mármol mate, blanco Carrara, marrón Emperador o negro Marquina.




STRUTTURA STRUCTURE STRUCTURE STRUKTUR ESTRUCTURA



frassino tinto caffè
coffee stained ash
frêne teinté café
Esche kaffeebraun gebeizt
fresno teñido en café


PIANO TOP PLATEAU TISCHPLATTE SOBRE




frassino tinto caffè
coffee stained ash
frêne teinté café
Esche kaffeebraun gebeizt
fresno teñido en café



bianco Carrara
white Carrara
blanc Carrara
Weiß Carrara
blanco Carrara



nero Marquina
black Marquina
noir Marquina
Schwarz Marquina
negro Marquina



moro Emperador
dark brown Emperador
marron foncé Emperador
Dunkelbraun Emperador
marrón Emperador