

# VE 909

## Suspension

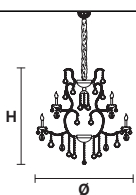
Design by: m\_p studio

# MASIERO



### VE909/15

CE




Ø 110 cm / 43.30"  
H 110 cm / 43.30"  
W 35 kg / 77.16 lb

**VE 909/15 MT - CG**  
15×E14×40 W max (not included)  
Triac Dimmable

**VE 909/15 RW/DW**  
15×LED source -60 W tot  
(driver included).  
Control system: DMX or Masiero  
Smart Light App

### MT TRADITIONAL



G04 Shiny chrome



G03 Shiny gold

### MT DYNAMIC WHITE



### MT/CG

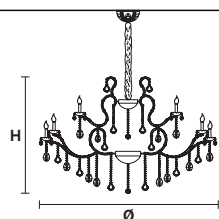


**MT**  
Traditional version  
**CG**  
Coloured glass version

LIGHTING	Traditional E14 lightbulbs
FRAME	<b>MT</b> Chrome or gold plated metal covered with transparent glass
	<b>CG</b> Painted metal covered with painted glass
LAMP SHADES	<b>MT</b> No lampshades included
	<b>CG</b> No lampshades included
PENDANTS	<b>MT</b> Transparent glass or crystal
	<b>CG</b> Coloured glass

### VE909/30

CE



Ø 144 cm / 56.69"  
H 102 cm / 40.15"  
W 55 kg / 121.25 lb

**VE 909/30 MT - CG**  
30×E14×40 W max (not included)  
Triac Dimmable

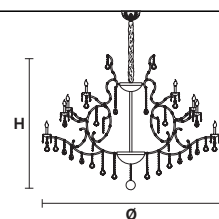
**VE 909/30 RW/DW**  
30×LED source -120 W tot  
(driver included).  
Control system: DMX or Masiero  
Smart Light App

### MT RGB - W - LED



### VE909/60

CE



Ø 190 cm / 74.80"  
H 145 cm / 57.80"  
W 110 kg / 242.5 lb

**VE 909/60 MT - CG**  
60×E14×40 W max (not included)  
Triac Dimmable

**VE 909/60 RW/DW**  
60×LED source -240 W tot  
(driver included).  
Control system: DMX or Masiero  
Smart Light App

### MT COLOURED GLASS



### RW/DW



**RW**  
RGB-W Led version  
**DW**  
Dynamic White Led version

LIGHTING	LED sources CRY>85
	<b>RGB-W</b> each light 330 lm at 3000k
	<b>DW</b> each light 490 lm at 4700 K
FRAME	Chrome or gold plated metal covered with transparent glass
LAMP SHADES	No lampshades included
PENDANTS	Transparent glass or crystal