

# Molteni & C

## REVERSI '14 — STUDIO HANNES WETTSTEIN 2014

1—  
8



Reversi '14, design Studio Hannes Wettstein: Stephan Huerlemann e Simon Husslein, a modular, linear sofa which builds on previous experience in a project that keeps pace with current trends. A demand for more softness, wide armrests, and high-tech padding. The seating depth is adjustable thanks to the movement of the backrest mechanism, and allows you to create, both a workspace and a welcoming relaxing space in a single sofa.



This symbol shows that the product has removable upholstery. Only qualified personnel can remove the upholstery of some of our products. If this information is pertinent, it will be included in the warnings section.



This symbol shows that the product is available on request in a fire resistant version that complies with the standards BS 5852 and TB 117-2013. The buyer is responsible for checking to make sure that the product is suitable and compliant with the requirements for the designated use and the current applicable laws and standards for the destination and use of the product.

### DATASHEET

REGISTERED  
DESIGN

IX.2021

## FINISHES

### BASE FINISHES

shiny aluminium - pewter colour

### NOTES

- ▶ End elements and chaise longue cannot be used alone.
- ▶ Compositions are always closed at the side with an arm.

## TECHNICAL INFORMATION

### STRUCTURE INTERIOR

Frame made of solid Fir (Picea abies) and chipboard, with elastic straps.

### STRUCTURE PADDING

High capacity variable density foam polyurethane. Light velvet cover.

### SEAT CUSHIONS

Insert in shaped polyurethane and sterilised feathers. 100% cotton cover.

### BACK CUSHIONS

Polyester fibre, sterilised feathers. 100% cotton cover.

### FEET

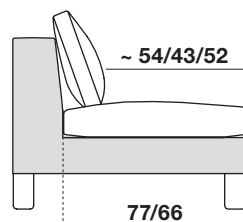
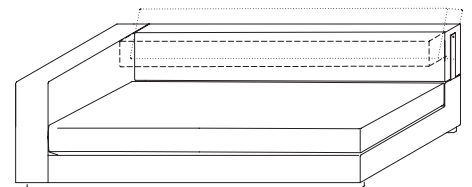
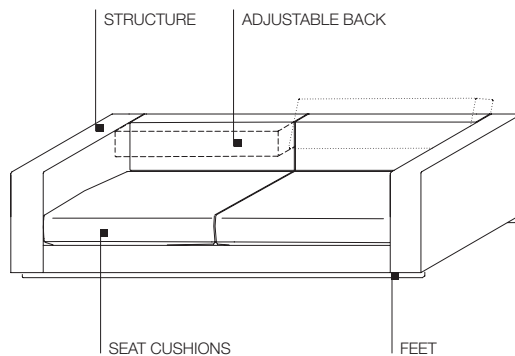
Shiny aluminium or painted pewter colour with plastic stand.

### REMOVABLE OUTER COVER

(See attached card, specifically for the cover).



AVAILABLE IN FIRE-RESISTANT  
VERSION TB117 AND BS5852



Seat depth for structure only, 77/66 cm  
Seat depth with backrest cushion, ~ 54/43/52 cm

## DATASHEET

REGISTERED  
DESIGN

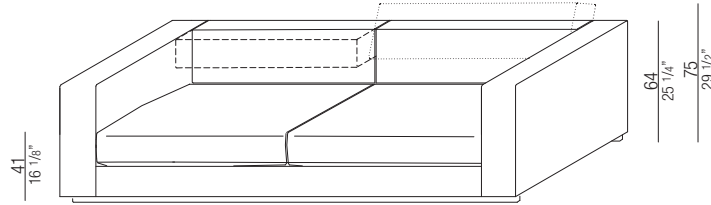
IX.2021

REVERSI '14—  
STUDIO  
HANNES  
WETTSTEIN  
2014

Molteni & C

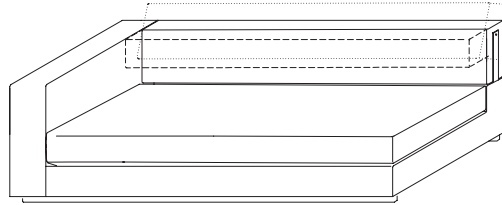
## DIMENSIONS

Sofa with 2 backrests with mechanism

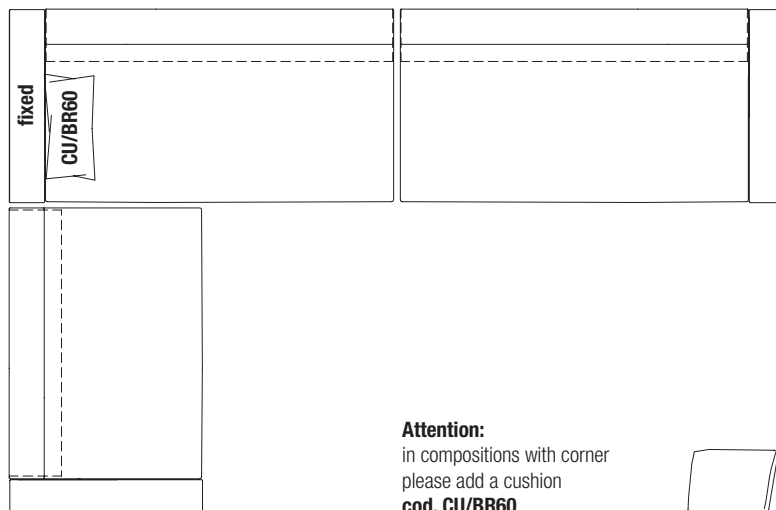


3—  
8

End element with 1 backrest with mechanism



Example of composition with corner

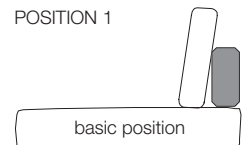


**Attention:**  
in compositions with corner  
please add a cushion  
**cod. CU/BR60**

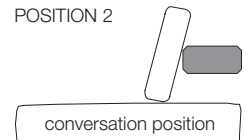


**Adjustable back positions**

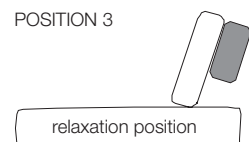
POSITION 1



POSITION 2



POSITION 3



DATASHEET

REGISTERED  
DESIGN

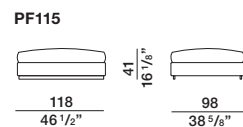
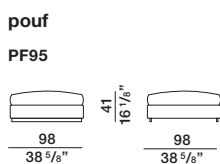
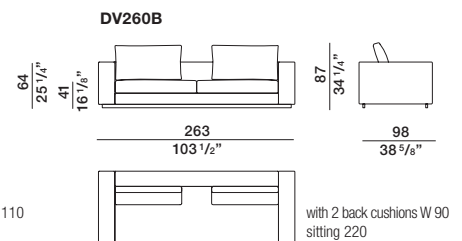
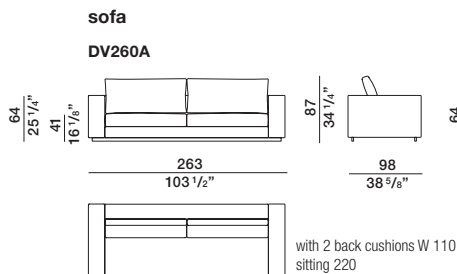
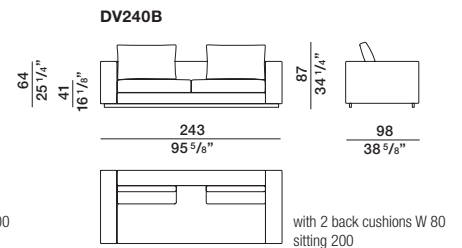
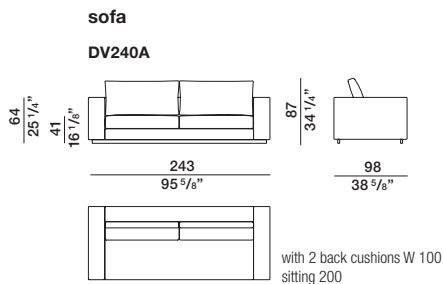
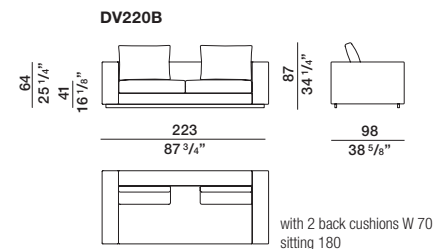
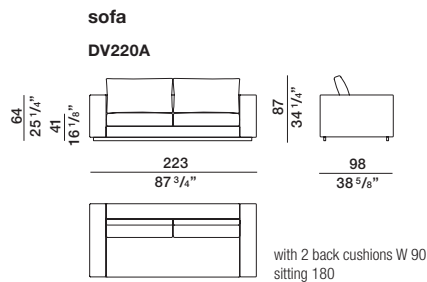
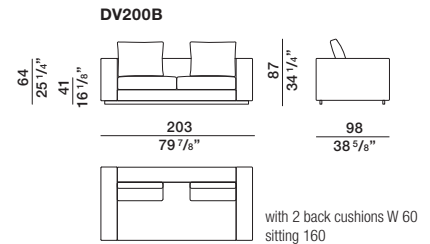
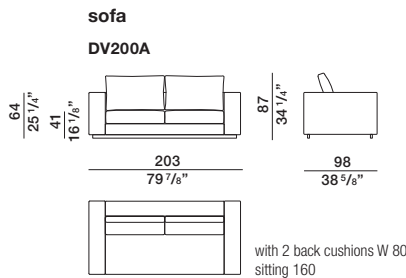
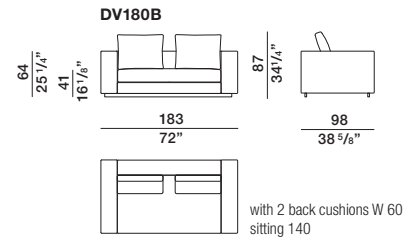
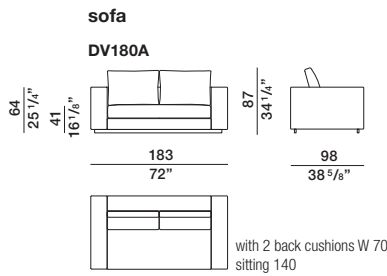
IX.2021

[moltenigroup.com](http://moltenigroup.com)

Dimensions in centimeters and inches. The right to discontinue and make changes is reserved. This information is based on the latest product information available at the time of printing.

**DIMENSIONS**

**Please note**  
Sofas **DV180A** and  
**DV180B** the back  
structure is always  
in one piece



**DATASHEET**

REGISTERED  
DESIGN

IX.2021

**DIMENSIONS**

**Notes**

These elements cannot be used alone

**Notes**

These elements cannot be used alone

**Notes**

These elements cannot be used alone

**Notes**

These elements cannot be used alone

**Notes**

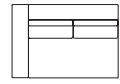
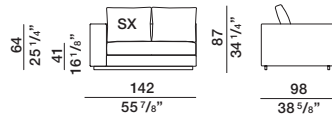
These elements cannot be used alone

**Notes**

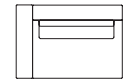
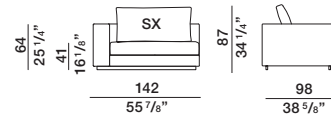
These elements cannot be used alone

**end element**

**T140A dx - sx**

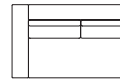
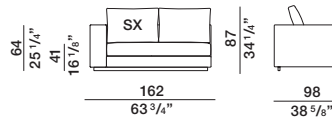


**T140B dx - sx**

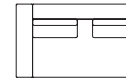
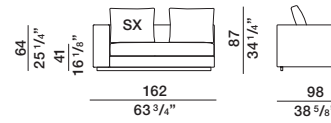


**end element**

**T160A dx - sx**

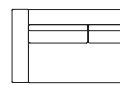
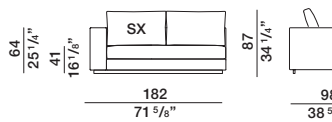


**T160B dx - sx**

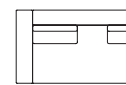
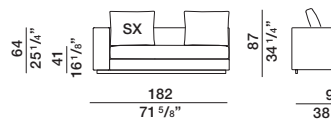


**end element**

**T180A dx - sx**

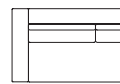
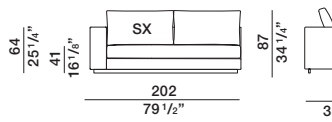


**T180B dx - sx**

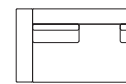
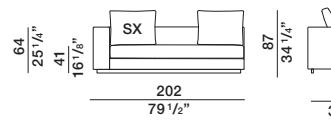


**end element**

**T200A dx - sx**

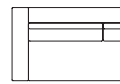
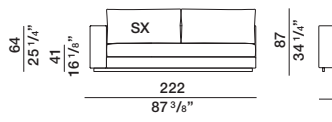


**T200B dx - sx**

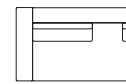
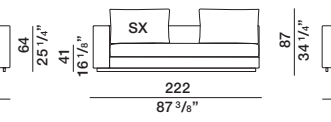


**end element**

**T220A dx - sx**

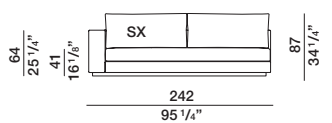


**T220B dx - sx**

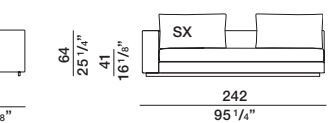


**end element**

**T240A dx - sx**



**T240B dx - sx**



**DATASHEET**

REGISTERED  
DESIGN

IX.2021

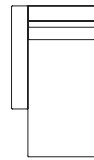
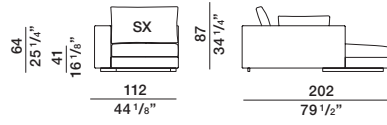
## DIMENSIONS

### Notes

These elements  
cannot be  
used alone

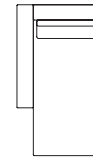
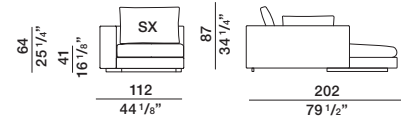
### chaise longue

#### CL200A dx - sx



with 1 back cushion W 90  
sitting 90

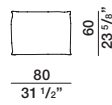
#### CL200B dx - sx



with 1 back cushion W 80  
sitting 90

### optional armrest cushion for CL200

#### CU/BR80

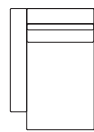
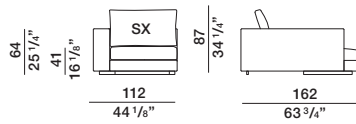


### Notes

These elements  
cannot be  
used alone

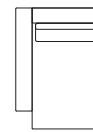
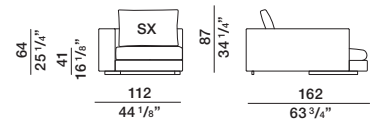
### chaise longue

#### CL160A dx - sx



with 1 back cushion W 90  
sitting 90

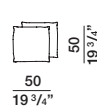
#### CL160B dx - sx



with 1 back cushion W 80  
sitting 90

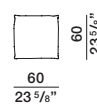
### pair of additional cushions

#### CCQ/50



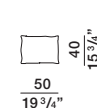
### additional cushion

#### CU/60



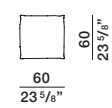
### additional cushion

#### CU50/40



### additional cushion for compositions with corner

#### CU/BR60



# Molteni & C

6—  
8

## DATASHEET

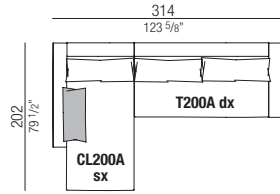
REGISTERED  
DESIGN

IX.2021

**SAMPLE COMPOSITIONS**

**composition 1**

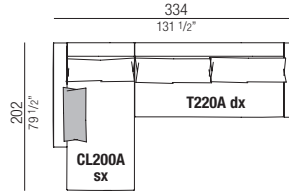
chaise longue CL200A sx  
end element T200A dx  
cushion CU/BR80



**R4C01**

**composition 2**

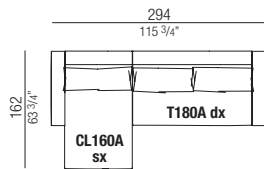
chaise longue CL200A sx  
end element T220A dx  
cushion CU/BR80



**R4C02**

**composition 3**

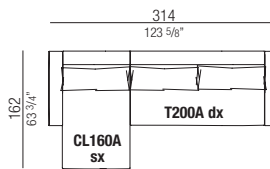
chaise longue CL160A sx  
end element T180A dx



**R4C03**

**composition 4**

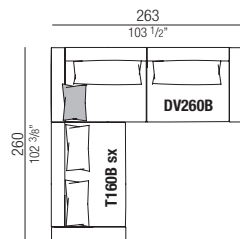
chaise longue CL160A sx  
end element T200A dx



**R4C04**

**composition 5**

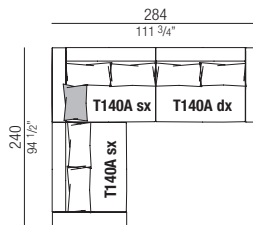
end element T160B sx  
sofa DV260B  
cushion CU/BR60



**R4C05**

**composition 6**

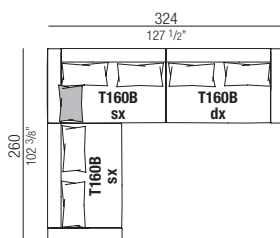
2 end elements T140A sx  
end element T140A dx  
cushion CU/BR60



**R4C06**

**composition 7**

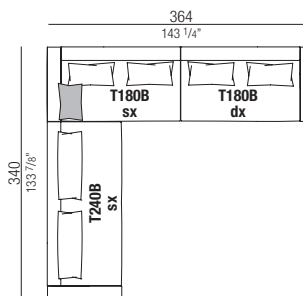
2 end elements T160B sx  
end element T160B dx  
cushion CU/BR60



**R4C07**

**composition 8**

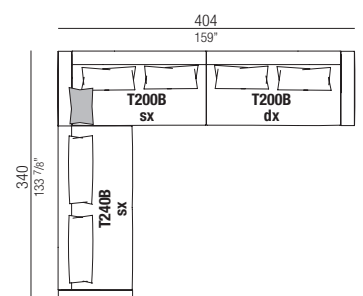
end element T240B sx  
end element T180B sx  
end element T180B dx  
cushion CU/BR60



**R4C08**

**composition 9**

end element T240B sx  
end element T200B sx  
end element T200B dx  
cushion CU/BR60



**R4C09**

**DATASHEET**

REGISTERED  
DESIGN

IX.2021

REVERSI '14—  
STUDIO  
HANNES  
WETTSTEIN  
2014

Molteni & C

code	gross weight kg.	volume mc.	packages	code	gross weight kg.	volume mc.	packages
CL160A	75	1,546	1	PF95	30	0,506	1
CL160B	75	1,546	1	PF115	35	0,596	1
CL200A	92	1,899	1	T140A	69	1,241	1
CL200B	92	1,899	1	T140B	69	1,241	1
DV180A	90	1,495	1	T160A	79	1,397	1
DV180B	90	1,495	1	T160B	79	1,397	1
DV200A	100	1,74	1	T180A	85	1,577	1
DV200B	100	1,74	1	T180B	85	1,577	1
DV220A	113	1,9	1	T200A	103	1,835	1
DV220B	113	1,9	1	T200B	103	1,835	1
DV240A	117	2,06	1	T220A	95	2,088	1
DV240B	117	2,06	1	T220B	95	2,088	1
DV260A	126	2,211	1	T240A	120	2,015	1
DV260B	126	2,211	1	T240B	120	2,015	1

8—  
8

DATASHEET

REGISTERED  
DESIGN

IX.2021

[moltenigroup.com](http://moltenigroup.com)

Dimensions in centimeters and inches. The right to discontinue and make changes is reserved. This information is based on the latest product information available at the time of printing.