

ESSENTIAL.

CLASSY.

PULSE.

BEDROOM.

JOQUER

BEDROOM COLLECTION.

JOQUER


THE BEDROOM IS A VITAL SPACE, WHERE THE DAY BEGINS AND ENDS, A SOURCE OF HEALTH, LOVE AND CALM. AT JOQUER WE TAKE THIS VERY SERIOUSLY AND MANUFACTURE STRIVING TO IMPROVE LIFE, TOWARD AN IDEAL HOME THAT IS AUTHENTIC AND PLEASURABLE, OF NATURAL MATERIALS AND ARTISAN ESSENCE. THAT IS WHY OUR BEDS AND THE FURNITURE THAT ACCOMPANIES THEM FOCUS ON QUALITY DOWN TO THE SMALLEST DETAIL, BECAUSE WE ARE EXPERTS AT CREATING PIECES THAT TRULY WORK AND CAN BUILD, WITH THEIR PRESENCE, A SPECIAL ATMOSPHERE IN ANY SPACE.





La chambre à coucher est un espace vital, où nous commençons et finissons nos journées, un espace source de bien-être empreint d'amour et de sérénité. Joquer en a pleinement conscience et ses créations visent à améliorer la vie, en imaginant l'idéal d'une maison authentique et accueillante, aux matériaux naturels et à l'essence artisanale. Voilà pourquoi nos lits et le mobilier de complément soignent la qualité dans ses moindres détails et reflètent notre expertise dans la conception de meubles fonctionnels, et qui par leur présence, créent une ambiance singulière dans les espaces qui les accueillent.


El dormitorio es un espacio vital, en él empieza y termina el día, es una fuente de salud, de amor y de calma. En Joquer nos tomamos esto muy en serio y fabricamos pensando en mejorar la vida, con un ideal de la casa auténtica y gustosa, de materiales naturales y esencia artesana. Por eso nuestras camas y el mobiliario que las acompaña cuidan la calidad hasta el mínimo detalle, porque somos expertos en crear muebles que funcionan de verdad y que son capaces de crear, con su presencia, una atmósfera especial en cualquier espacio.






Nous proposons six collections de chambres aux multiples possibilités de personnalisation s'adaptant à divers styles de vie et manières d'appréhender l'espace nuit. Chaque collection propose plusieurs dimensions de lit, des cadres de lit en hauteur sur pieds ou ras du sol, des cadres avec coffre de stockage, des têtes de lit indépendantes, ainsi qu'un ensemble de meubles permettant de personnaliser votre chambre : tables de nuits, poufs, bancs tapissés, fauteuils et canapés, révélant la personnalité de chaque collection.

Proponemos seis colecciones de dormitorio con múltiples opciones de personalización que se adaptan a distintos estilos de vida y maneras de entender el lugar de descanso. Cada colección ofrece diferentes medidas de cama, opciones de base elevada sobre patas vistas o hasta el suelo, base con contenedor para almacenaje, cabecero independiente, así como todo el mobiliario para construir un dormitorio personalizado: mesitas de noche, otomanes, bancos tapizados, butacas y sofás con la personalidad de cada colección.





WE PROPOSE SIX BEDROOM COLLECTIONS WITH MULTIPLE CUSTOMIZATION OPTIONS THAT ADAPT TO DIFFERENT LIFESTYLES AND WAYS OF UNDERSTANDING THE PLACE OF REST. EACH COLLECTION FEATURES VARIOUS BED DIMENSIONS, OPTIONS OF ELEVATED BASE WITH VISIBLE LEGS OR DOWN TO THE FLOOR, CONTAINER BASE FOR STORAGE, SEPARATE HEADBOARD, AND ALL THE FURNITURE TO CREATE A CUSTOMIZED BEDROOM: BEDSIDE TABLES, UPHOLSTERED BENCHES, LOUNGE CHAIRS AND SOFAS WITH THE CHARACTER OF EACH COLLECTION.

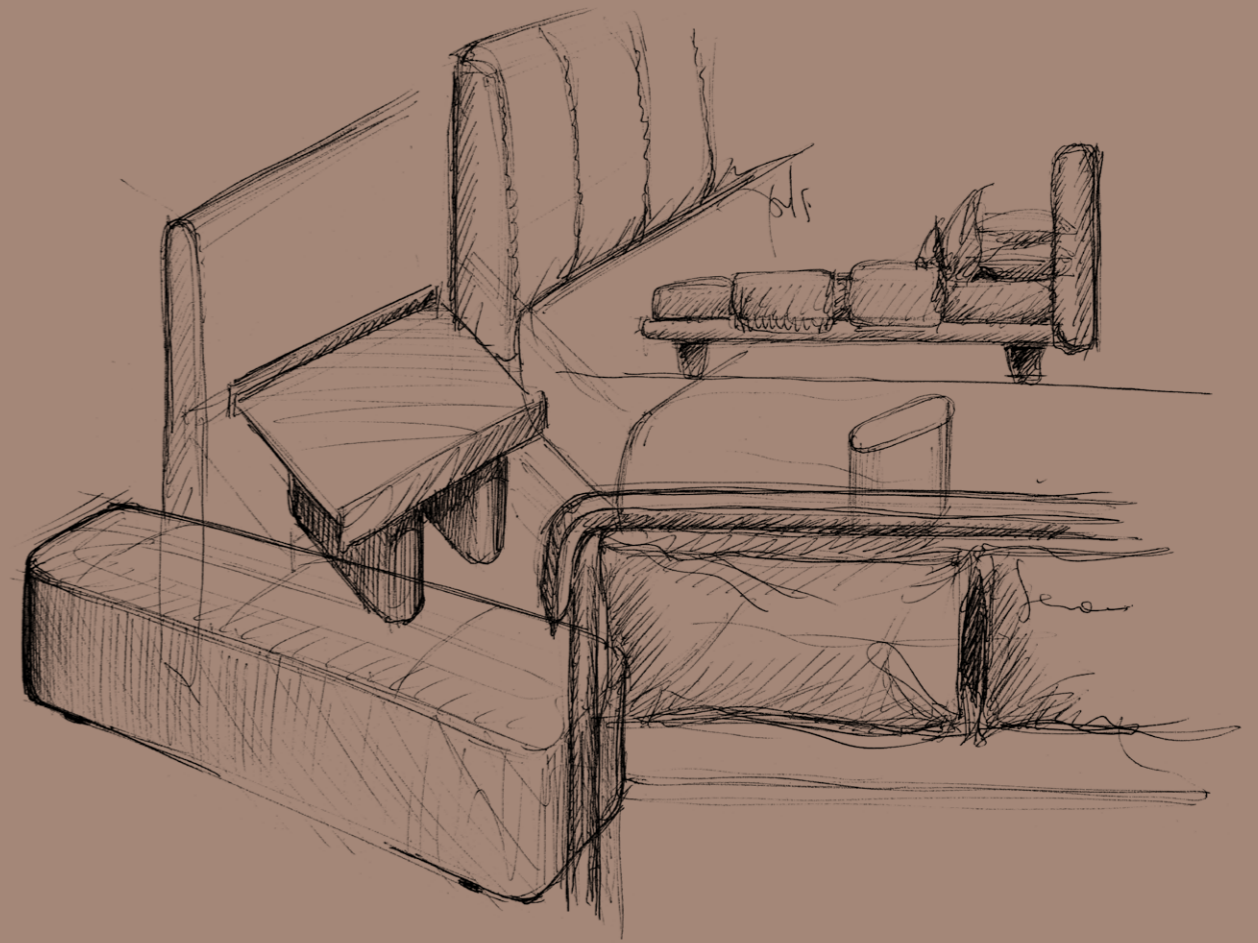
# MARIO RUIZ. THE DESIGNER.



Design that is pristine and prosaic. This motif runs through the work of Spanish designer Mario Ruiz (Alicante, 1965), who has built a cosmopolitan career rooted in the vocation to create timeless designs. Every one of his projects, which comprise furniture, lighting and technology design and art direction, is exactly as it seems: objects whose clean, soft, coherent lines are an invitation for use. Intense work has gone into expressing their purpose and careful attention into their details. Among the over 50 awards he has garnered, the Spanish National Design Prize, Best of Neocon, Metropolis and Wallpaper Magazine awards stand out.

Le design clair et quotidien. C'est l'argument qui guide l'œuvre du designer Mario Ruiz (Alicante, 1965), fondateur d'un parcours cosmopolite semé dans la vocation de réaliser des designs qui dureront dans le temps. Chacun de ses projets, qui couvre la conception de meubles, l'éclairage, la technologie et la direction artistique, c'est qui se voit: des objets qui invitent à être utilisés à partir de leurs formes régulières et imaginables. Il y a eu un travail intense de résolution de l'identité de chaque utilisation et une attention particulière portée aux détails. Parmi les 50 récompenses qu'il a reçues figurent le National Design Award 2016, le meilleur de Neocon, Metropolis et Wallpaper Magazine.

El diseño claro y cotidiano. Este es el argumento que guía el trabajo del diseñador Mario Ruiz (Alicante, 1965), constructor de una trayectoria cosmopolita sembrada con la vocación de conseguir diseños que perduren en el tiempo. Cada uno de sus proyectos, que abarcan el diseño de mobiliario, iluminación, tecnología y la dirección de arte es lo que se ve: objetos que invitan a ser utilizados desde sus formas limpias y comprensibles. En ellos hay un trabajo intenso de resolver la identidad de cada uso y una cuidadosa atención por el detalle. Entre los más de 50 premios que ha recibido figuran el Premio Nacional de Diseño 2016, Best of Neocon, Metropolis y Wallpaper Magazine.



14 Pulse Bedroom.  
24 Compositions.  
28 Technical Specifications.  
32 Dimensions.  
40 Tapestries & finishes.  
44 Collections.



ESSENTIAL. CLASSY. PULSE.

The clarity and balance of its proportions lend Pulse a distinctive character that celebrates comfort and understated sophistication.

With a tall headboard of ultra-thick and comfortable volumes, also available as a separate piece, the bed can come with an elevated base supported by visible legs or upholstered to the floor.

Sofas, armchairs, tables, and functional elements from the same family complete the set. Together, they create an environment of great elegance and restraint.

La clarté et des proportions à l'équilibre parfait confèrent à Pulse un caractère singulier synonyme de confort et de raffinement.

Doté d'une tête de lit de grande dimension et au volume très épais et confortable, également disponible comme accessoire indépendant, le lit se décline en un cadre de lit en hauteur sur pieds visibles ou bien un cadre tapissé ras de sol. L'ensemble est complété par des canapés, fauteuils, tables et éléments fonctionnels de la même gamme. Ils créent ensemble une atmosphère d'une grande élégance et sobriété.

La claridad y el equilibrio de proporciones le otorgan a Pulse un carácter distintivo que celebra la comodidad y una sofisticación tranquila. Con un cabecero de gran altura y volumetría ultra gruesa y confortable, disponible también como pieza independiente, la cama puede tener una base suspendida sobre patas vistas, tapizada hasta el suelo o bien con contenedor. El conjunto se completa con los sofás, butacas, mesas y elementos funcionales de la misma familia. Juntos construyen un ambiente de gran elegancia y sobriedad.





**SERENE.** Armchair upholstered in KRONOS 602. Fauteuil tapissé en KRONOS 602. Butaca tapizada en KRONOS 602. SERB74BSBBGC. **TAB.** Coffee table with rectangular top in dark stained oak. Table basse avec plateau rectangulaire en chêne teinté foncé. Mesa de café con sobre rectangular en roble teñido oscuro. TABORT127FC. **PULSE.** Sofa upholstered in BORA BORA 50. Canapé tapissé en BORA BORA 50. Sofá tapizado en BORA BORA 50. PULS230RBPS. **SERENE.** Chair upholstered in KRONOS 303. Chaise tapissé en KRONOS 303. Silla tapizada en KRONOS 303. SERCHR59BTBE. **SERENE.** Desk in dark stained oak, top in NUVOLA 199 leather. Bureaux en chêne teinté foncé, avec plateau tapissé en cuir NUVOLA 199. Escritorio en roble teñido oscuro, sobre tapizado en piel NUVOLA 199. SERD189.

**SUMA.** Bench upholstered in MARSALIS 14. Banquette tapissé en MARSALIS 14. Banco tapizado en MARSALIS 14. SUMP165BE. **MIKA.** Tray in dark stained oak, top in DEKTON REM. Plateau en chêne teinté foncé, plateau intérieur en DEKTON REM. Bandeja en roble teñido oscuro, sobre en DEKTON REM. MIKT55. **PULSE.** Bed with extended bed frame upholstered in MARSALIS 14. Cadre de lit ras du sol tapissé en MARSALIS 14. Cama de base a suelo tapizada en MARSALIS 14. PULB180200BE. **MIKA.** Bedside table in dark stained oak, top in DEKTON REM. Table de chevet en chêne teinté foncé avec plateau en DEKTON REM. Mesita de noche en roble teñido oscuro, sobre en DEKTON REM. MIKT55.



**SERENE.** Armchair upholstered in KRONOS 602. Fauteuil tapissé en KRONOS 602. Butaca tapizada en KRONOS 602. SERB74BSBBGC. **TAB.** Coffee table with rectangular top in dark stained oak. Table basse avec plateau rectangulaire en chêne teinté foncé. Mesa de café con sobre rectangular en roble teñido oscuro. TABORT127FC. **PULSE.** Sofa upholstered in BORA BORA 50. Canapé tapissé en BORA BORA 50. Sofá tapizado en BORA BORA 50. PULS230RBPS. **SERENE.** Chair upholstered in KRONOS 303. Chaise tapissé en KRONOS 303. Silla tapizada en KRONOS 303. SERCHR59BTBE. **SERENE.** Desk in dark stained oak, top in NUVOLA 199 leather. Bureaux en chêne teinté foncé, avec plateau tapissé en cuir NUVOLA 199. Escritorio en roble teñido oscuro, sobre tapizado en piel NUVOLA 199. SERD189.

**SUMA.** Bench upholstered in MARSALIS 14. Banquette tapissé en MARSALIS 14. Banco tapizado en MARSALIS 14. SUMP165BE. **MIKA.** Tray in dark stained oak, top in DEKTON REM. Plateau en chêne teinté foncé, plateau intérieur en DEKTON REM. Bandeja en roble teñido oscuro, sobre en DEKTON REM. MIKT55. **PULSE.** Bed with extended bed frame upholstered in MARSALIS 14. Cadre de lit ras du sol tapissé en MARSALIS 14. Cama de base a suelo tapizada en MARSALIS 14. PULB180200BE. **MIKA.** Bedside table in dark stained oak, top in DEKTON REM. Table de chevet en chêne teinté foncé avec plateau en DEKTON REM. Mesita de noche en roble teñido oscuro, sobre en DEKTON REM. MIKT55.



**MIKA.** Bedside table in dark stained oak, top in DEKTON REM. Table de chevet en chêne teinté foncé avec plateau en DEKTON REM. Mesita de noche en roble teñido oscuro, sobre en DEKTON REM. MIKBT55.  
**PULSE.** Bed with extended bed frame upholstered in MARSALIS 14. Cadre de lit ras du sol tapissé en MARSALIS 14. Cama de base a suelo tapizada en MARSALIS 14. PULB180200BE. **PULSE.** Bed with extended bed frame upholstered in MARSALIS 14. Cadre de lit ras du sol tapissé en MARSALIS 14. Cama de base a suelo tapizada en MARSALIS 14. PULB180200BE. **SUMA.** Bench upholstered in MARSALIS 14. Banquette tapissé en MARSALIS 14. Banco tapizado en MARSALIS 14. SUMP165BE. **MIKA.** Tray in dark stained oak, top in DEKTON REM. Plateau en chêne teinté foncé, plateau intérieur en DEKTON REM. Bandeja en roble teñido oscuro, sobre en DEKTON REM. MIKT55.



**SERENE.** Chair upholstered in KRONOS 303. Chaise tapissé en KRONOS 303. Silla tapizada en KRONOS 303. SERCHR598TBE. **SERENE.** Desk in dark stained oak, top in NUVOLA 199 leather. Bureaux en chêne teinté foncé, avec plateau tapissé en cuir NUVOLA 199. Escritorio en roble teñido oscuro, sobre tapizado en piel NUVOLA 199. SERD189.

# COMPOSITIONS.

## COMPOSITION 1



**PULB180200BE**  
**PULSE. Bed. Lit. Cama.**  
195 x 224 H123  
76.77" x 88.19" H48.43"  
Extended frame.  
Cadre large.  
Base a suelo.  
Mattress. Matelas. Colchón.  
180 x 200 70.87" x 78.74"



**SUMP165BE**  
**SUMA. Bench. Banquette. Banco.**  
165 x 35 H40  
64.96" x 13.78" H15.75"  
Extended frame.  
Cadre large.  
Base a suelo.



**MIKT55**  
**MIKA. Tray. Plateau. Bandeja.**  
55 x 37 H6  
21.65" x 14.57" H2.36"



**MIKBT55**  
**MIKA. Bedside table. Table de chevet. Mesita de noche.**  
55 x 37 H42  
21.65" x 14.57" H16.54"



**PULS230RBPS**  
**PULSE. Sofa. Canapé. Sofá.**  
230 x 97 H88  
90.55" x 38.19" H34.65"



**SERCHR59BSGC**  
**SERENE. Armchair. Fauteil. Butaca.**  
74 x 82 H81  
29.13" x 32.28" H31.89"  
Cross-shaped metal base, fixed or rotating with auto-return.  
Base métallique en croix, fixe ou pivotante avec retour automatique.  
Base metálica en cruz, fija o giratoria con retorno.



**SERCHR59BTBE**  
**SERENE. Chair. Chaise. Silla.**  
59 x 58 H78  
23.23" x 22.85" H30.71"  
Standard LDPE bases.  
Bases PEED standard.  
Bases LDPE standard.




**SERD189**  
**SERENE. Desk. Bureau. Escritorio.**  
189 x 55 H79  
74.41" x 21.65" H31.1"



**TABORT127FC**  
**TAB. Coffee table. Table basse. Mesa de café.**  
127.5 x 60 H46.5  
50.2" x 25.58" x 18.31"  
Rectangular top. Cross-shaped base.  
Plateau rectangulaire. Base en croix.  
Sobre rectangular. Base en cruz.

## COMPOSITION 2



**PULB180200BS**  
**PULSE. Bed. Lit. Cama.**  
195 x 224 H123  
76.77" x 88.19" H48.43"  
Elevated bed frame.  
Cadre de lit haut.  
Base suspendida.  
Mattress. Matelas. Colchón.  
180 x 200 70.87" x 78.74"



**TABCST60FP**  
**TAB. Coffee table. Table basse. Mesa de café.**  
60 x 60 H46.5  
25.58" x 25.58" x 18.31"  
Superellipse top. Superellipse base.  
Plateau superellipse. Base superellipse.  
Sobre superellipse. Base superellipse.



**PULS230RA/RBPS**  
**PULSE. Sofa. Canapé. Sofá.**  
230 x 97 H88  
90.55" x 38.19" H34.65"




**TABCRT60FP**  
**TAB. Coffee table. Table basse. Mesa de café.**  
60 x 60 H46.5  
25.58" x 25.58" x 18.31"  
Round top. Superellipse base.  
Plateau rond. Base superellipse.  
Sobre redondo. Base superellipse.



**DKCB74NA/RTBE**  
**DECK CONTRACT. Armchair. Fauteil. Butaca.**  
74 x 75 H71  
29.13 " x 29.53" H27.95"  
U metal bases.  
Bases métalliques U.  
Bases metálicas U.

COMPOSITION 3



PULB180200BE  
**PULSE. Bed. Lit. Cama.**

195 x 224 H123  
76.77" x 88.19" H48.43"  
Extended frame.  
Cadre large.  
Base a suelo.  
Mattress. Matelas. Colchón.  
180 x 200 70.87" x 78.74"



SUMP165BE  
**SUMA. Bench. Banquette. Banco.**

165 x 35 H40  
64.96" x 13.78" H15.75"  
Extended frame.  
Cadre large.  
Base a suelo.



TABCST60FC  
**TAB. Coffee table. Table basse. Mesa de café**

60 x 60 H46.5  
25.58" x 25.58" x 18.31"  
Superellipse top. Cross-shaped base.  
Plateau superellipse. Base en croix.  
Sobre superellipse. Base en cruz.



SENB80BE  
**SENSO. Armchair. Fauteil. Butaca.**

80 x 81 H83  
31.5" x 31.89" H32.68"  
Standard metal bases.  
Bases métalliques standard.  
Bases metálicas standard.



TABTST43FC  
**TAB. Task table. Mesita task.**

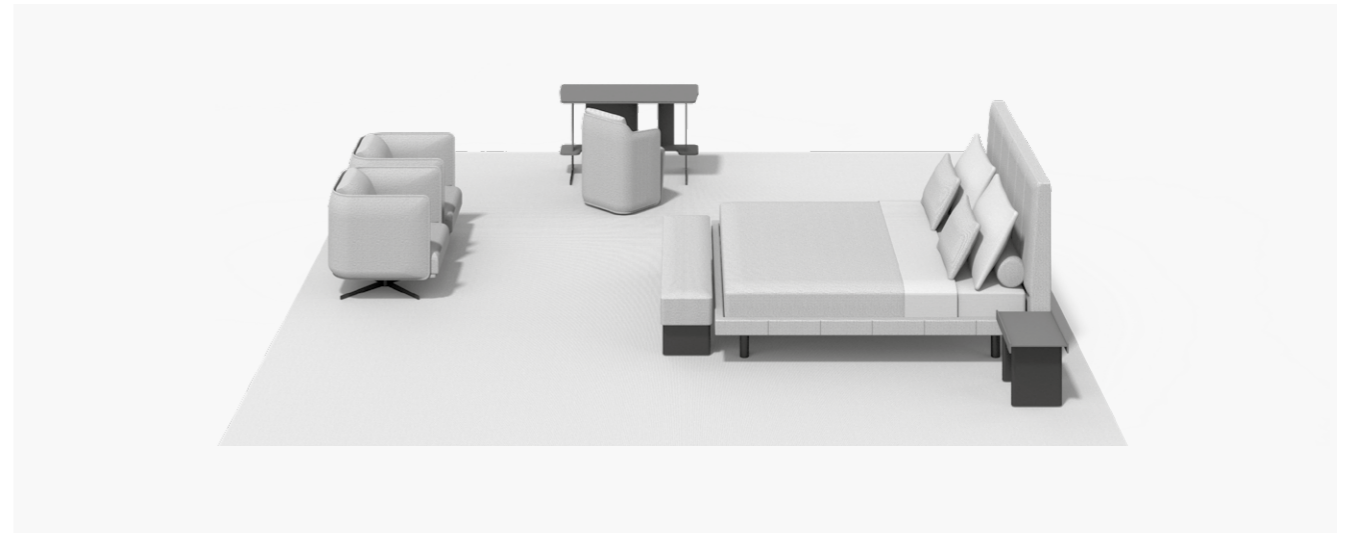
43 x 43 H55.6  
16.91" x 16.91" x 21.89"  
Superellipse top. Cross-shaped base.  
Plateau superellipse. Base en croix.  
Sobre superellipse. Base en cruz.



PULMU174PS  
**PULSE. Furniture. Meuble. Mueble.**

174 x 40 H45  
68.5" x 15.75" H17.72"

COMPOSITION 4



PULB180200BS  
**PULSE. Bed. Lit. Cama.**

195 x 224 H123  
76.77" x 88.19" H48.43"  
Elevated bed frame.  
Cadre de lit haut.  
Base suspendida.  
Mattress. Matelas. Colchón.  
180 x 200 70.87" x 78.74"



SUMP165BS  
**SUMA. Bench. Banquette. Banco.**

165 x 35 H40  
64.96" x 13.78" H15.75"  
Elevated base.  
Cadre haut.  
Base suspendida.



MIKBT55  
**MIKA. Bedside table. Table de chevet. Mesita de noche.**

55 x 37 H42  
21.65" x 14.57" H16.54"



SERB74BSBAGC  
**SERENE. Armchair. Fauteil. Butaca.**

74 x 82 H81  
29.13" x 32.28" H31.89"  
Cross-shaped metal base, fixed or rotating with auto-return.  
Base métallique en croix, fixe ou pivotante avec retour automatique.  
Base metálica en cruz, fija o giratoria con retorno.



SERCHR59BTGP  
**SERENE. Chair. Chaise. Silla.**

59 x 58 H78  
23.23" x 22.83" H30.71"  
Flat metal base, fixed or rotating with auto-return.  
Base métallique avec socle plat, fixe ou pivotante avec retour automatique.  
Base metálica plana, fija o giratoria con retorno.



SERD120  
**SERENE. Desk. Bureau. Escritorio.**

120 x 55 H79  
47.24" x 21.65" H31.1"

# TECHNICAL SPECIFICATIONS.

## ELEVATED BED FRAME. CADRE DE LIT HAUT. BASE SUSPENDIDA.

## Features. Traits. Características.



- Bed with removable upholstery on headboard and frame. The leather upholstery option is non-removable.
- Structure made of wood covered in flexible cold shaped polyurethane foam and polyester fiber.
- Slatted base and frame made of plywood.
- Different base options:  
Rectangular bases with rounded corners and ample 4 cm x 12 cm section, in solid walnut with lacquered option.  
Cylindrical bases with a 6 cm diameter made of walnut or oak wood, or in metal lacquered in manganese color polyester powder coat paint.
- All of them with LDPE and felt stops.

- Lit avec tapisseries tête de lit et cadre de lit déhoussables. L'option tapisserie en cuir n'est pas déhoussable.
- Structure fabriquée en bois et recouverte de mousse de polyuréthane souple à froid et de fibre de polyester.
- Sommier à lattes et cadre fabriqués en contreplaqué.
- Plusieurs bases en option :  
Pieds rectangulaires aux coins arrondis et vaste section de 4 cm x 12 cm, en noyer massif et finition laquée en option.  
Pieds cylindriques de 6 cm de diamètre, fabriqués en bois de noyer ou de chêne ou bien en acier laqué, recouverts de peinture polyester en poudre et finition manganèse.
- Ils sont tous équipés de patins en PEBD et feutre.
- Cama con tapicería de cabecero y bastidor desenfundable. La opción de tapizado en piel no es desenfundable.
- Estructura fabricada en madera recubierta de espuma de poliuretano flexible en frío y fibra de poliéster.
- Somier de lamas y bastidor fabricados en madera contrachapada.
- Diferentes opciones de bases:  
Rectangulares con esquinas redondeadas y sección amplia de 4 cm x 12 cm, en madera maciza de nogal con opción de lacado.  
Cilíndricas de 6 cm de diámetro, fabricadas en madera de nogal o roble, o metal lacado en pintura de poliéster en polvo color manganeso.
- Todas con protectores de LDPE y fieltro.

## EXTENDED BED FRAME. CADRE DE LIT RAS DU SOL. BASE A SUELO.

## Features. Traits. Características.



- Bed with removable upholstery on headboard and frame. The leather upholstery option is non-removable.
- Structure made of wood covered in flexible cold shaped polyurethane foam and polyester fiber.
- Slatted base and frame made of plywood.
- Adjustable mattress height to suit different types of mattresses.
- Bases made of LDPE with felt stops.

- Lit avec tapisseries tête de lit et cadre de lit déhoussables. L'option tapisserie en cuir n'est pas déhoussable.
- Structure fabriquée en bois et recouverte de mousse de polyuréthane souple à froid et de fibre de polyester.
- Sommier à lattes et cadre fabriqués en contreplaqué.
- Hauteur du matelas réglable afin de s'adapter à tout type de matelas.
- Bases fabriquées en PEBD et équipées de patins en feutre.
- Cama con tapicería de cabecero y bastidor desenfundable. La opción de tapizado en piel no es desenfundable.
- Estructura fabricada en madera recubierta de espuma de poliuretano flexible en frío y fibra de poliéster.
- Somier de lamas y bastidor fabricados en madera contrachapada.
- Altura de colchón regulable para adaptarse a distintos tipos de colchón.
- Bases fabricadas en LDPE con protectores de fieltro.



### LEG4X12W

Solid walnut. Noyer massif. Nogal macizo.  
4 x 12 H21.5  
1.57"x 4.72" H8.46"



### LEG4X12L

Lacquered wood. Bois laqué. Madera lacada.  
4 x 12 H21.5  
1.57"x 4.72" H8.46"



### LEG6X6O

Solid oak. Chêne massif. Roble macizo.  
6 x 6 H21.5  
2.36"x 2.36" H8.46"



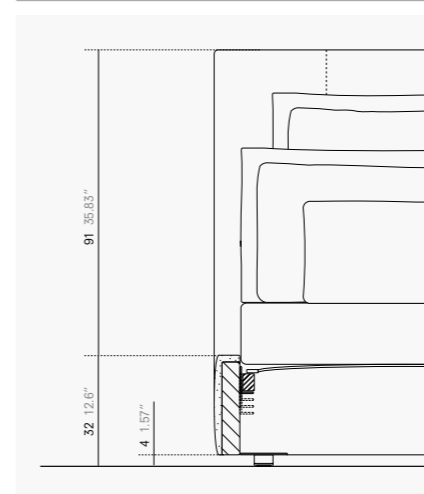
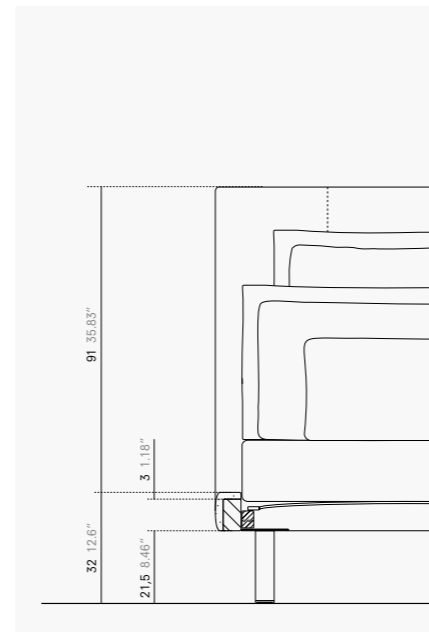
### LEG6X6W

Solid walnut. Noyer massif. Nogal macizo.  
6 x 6 H21.5  
2.36"x 2.36" H8.46"

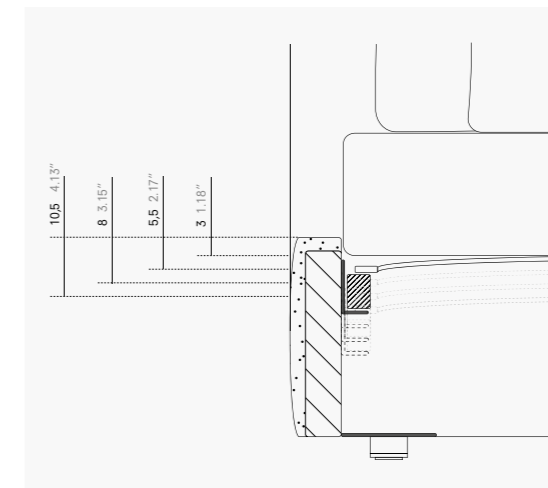


### LEG6X6M

Metal. Métal. Metal.  
6 x 6 H21.5  
2.36"x 2.36" H8.46"



## Adjustable mattress height. Hauteur de matelas réglable. Altura de colchón regulable.



The slatted base supports can be fixed at four different positions.  
Depth of slatted base support in relation to the top of the bed frame:  
4.13" / 3.15" / 2.17" / 1.18".

Les supports du sommier sont réglables sur quatre positions de hauteur.  
Profondeur du support du sommier par rapport à la partie haute de la base :  
10,5 cm / 8 cm / 5,5 cm / 3 cm.

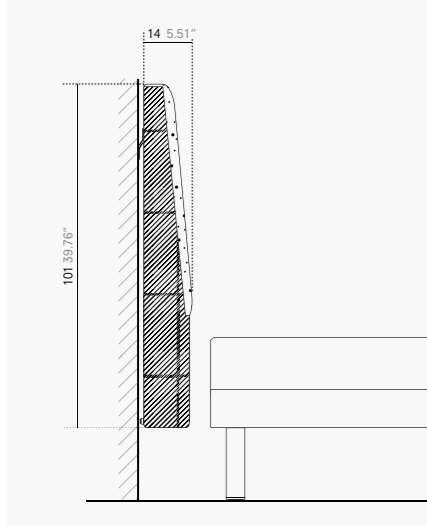
Los soportes del somier pueden fijarse en cuatro posiciones diferentes.  
Profundidad del soporte del somier con respecto al tope de la base:  
10,5 cm / 8 cm / 5,5 cm / 3 cm.



HEADBOARD. TÊTE DE LIT. CABECERO.



- Separate headboard with removable upholstery. The leather upholstery option is non-removable.
- Wooden frame covered with flexible cold shaped polyurethane foam.



Features. Traits. Características.

- Tête de lit indépendante avec tapisserie déhoussable. L'option tapisserie en cuir n'est pas déhoussable.
- Cadre en bois recouvert de mousse de polyuréthane souple à froid et de fibre de polyester.
- Cabecero independiente con tapicería desenfundable. La opción de tapizado en piel no es desenfundable.
- Bastidor de madera recubierto de espuma de poliuretano flexible en frío y fibra de poliéster.

CONFIGURATOR. CONFIGURATEUR. CONFIGURADOR.



Example of a 180 cm x 200 cm mattress. Exemple de matelas de 180 cm x 200 cm. Ejemplo de colchón de 180 cm x 200 cm.

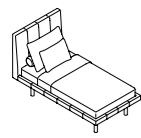
MATTRESS. MATELAS. COLCHÓN

		105   41.34"	150   59.06"	160   62.99"	180   70.87"	200   78.74"	153   60.24"	183   72.05"	193   75.98"
	Elevated bed frame. Cadre de lit haut. Base suspendida.	Ref. PULB105200BS	PULB150200BS	PULB160200BS	PULB180200BS	PULB200200BS	PULB153203BS	PULB183203BS	PULB193203BS
	Extended bed frame. Cadre de lit ras du sol. Base a suelo.	Ref. PULB105200BE	PULB150200BE	PULB160200BE	PULB180200BE	PULB200200BE	PULB153203BE	PULB183203BE	PULB193203BE
	SUMA. Elevated base. Base suspendue. Base suspendida.	Ref. SUMP95BS	SUMP135BS	SUMP135BS	SUMP165BS	SUMP165BS	SUMP135BS	SUMP165BS	SUMP165BS
	SUMA. Extended frame. Cadre large. Base a suelo.	Ref. SUMP95BE	SUMP135BE	SUMP135BE	SUMP165BE	SUMP165BE	SUMP135BE	SUMP165BE	SUMP165BE
	A Roll. Rouleau. Rulo	Ref. ROL80D20	ROL70D20	ROL70D20	ROL80D20	ROL90D20	ROL70D20	ROL80D20	ROL90D20
		Uni. (x1)	(x2)	(x2)	(x2)	(x2)	(x2)	(x2)	(x2)
	B Cushion. Coussin. Cojín	Ref. CUBO80H60	CUBO70H60	CUBO70H60	CUBO80H60	CUBO80H60	CUBO70H60	CUBO80H60	CUBO80H60
		Uni. (x1)	(x2)	(x2)	(x2)	(x2)	(x2)	(x2)	(x2)
	C Lumbar cushion. Coussin lombaire. Cojín lumbar.	Ref. CUBO80H60	CUB50H30	CUB50H30	CUB60H30	CUB60H30	CUB50H30	CUB60H30	CUB60H30
		Uni. (x1)	(x2)	(x2)	(x2)	(x2)	(x2)	(x2)	(x2)

# DIMENSIONS.

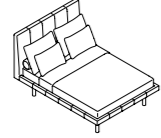
## ELEVATED BED FRAME. CADRE DE LIT HAUT. BASE SUSPENDIDA.

\*Beds available for 190 cm mattress. Lits disponibles pour matelas de 190 cm. Camas disponibles para colchón de 190 cm.



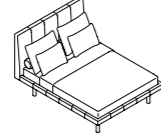
**PULB105200BS**  
Bed. Lit. Cama.  
120 x 224 H123  
47.24"x 88.19" H48.43

Mattress. Matelas. Colchón.  
105 x 200 41.34"x 78.74"



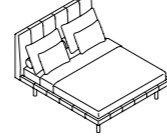
**PULB150200BS**  
Bed. Lit. Cama.  
165 x 224 H123  
64.96"x 88.19" H48.43"

Mattress. Matelas. Colchón.  
150 x 200 59.06"x 78.74"



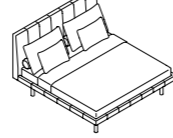
**PULB160200BS**  
Bed. Lit. Cama.  
175 x 224 H123  
68.9"x 88.19" H48.43"

Mattress. Matelas. Colchón.  
160 x 200 62.99"x 78.74"



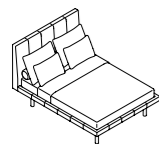
**PULB180200BS**  
Bed. Lit. Cama.  
195 x 224 H123  
76.77"x 88.19" H48.43"

Mattress. Matelas. Colchón.  
180 x 200 70.87"x 78.74"



**PULB200200BS**  
Bed. Lit. Cama.  
215 x 224 H123  
84.65"x 88.19" H48.43"

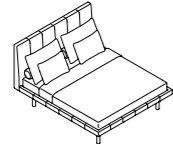
Mattress. Matelas. Colchón.  
200 x 200 78.74"x 78.74"



**PULB153203BS**  
Queen Size (AU | US)

Bed. Lit. Cama.  
168 x 227 H123  
66.14"x 89.37" H48.43"

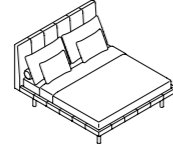
Mattress. Matelas. Colchón.  
153 x 203 60.24"x 79.92"



**PULB183203BS**  
King Size (AU)

Bed. Lit. Cama.  
198 x 227 H123  
77.95"x 89.37" H48.43"

Mattress. Matelas. Colchón.  
183 x 203 72.05"x 79.92"



**PULB193203BS**  
King Size (US)

Bed. Lit. Cama.  
208 x 227 H123  
81.89"x 89.37" H48.43"

Mattress. Matelas. Colchón.  
193 x 203 75.98"x 79.92"

## Optional bases. Bases optionnelles. Bases opcionales.



### LEG6X6W

Solid walnut. Noyer massif.  
Nogal macizo.  
6 x 6 H21.5  
2.36"x 2.36" H8.46"

### LEG6X6O

Solid oak. Chêne massif.  
Roble macizo.  
6 x 6 H21.5  
2.36"x 2.36" H8.46"

### LEG6X6M

Metal. Métal. Metal.  
6 x 6 H21.5  
2.36"x 2.36" H8.46"



### LEG4X12W

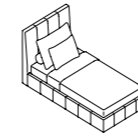
Solid walnut. Noyer massif.  
Nogal macizo.  
4 x 12 H21.5  
1.57"x 4.72" H8.46"

### LEG4X12L

Lacquered wood. Bois laqué.  
Madera lacada.  
4 x 12 H21.5  
1.57"x 4.72" H8.46"

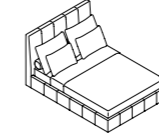
## EXTENDED BED FRAME. CADRE DE LIT RAS DU SOL. BASE A SUELO.

\*Beds available for 190 cm mattress. Lits disponibles pour matelas de 190 cm. Camas disponibles para colchón de 190 cm.



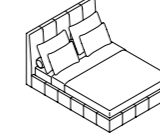
**PULB105200BE**  
Bed. Lit. Cama.  
120 x 224 H123  
47.24"x 88.19" H48.43

Mattress. Matelas. Colchón.  
105 x 200 41.34"x 78.74"



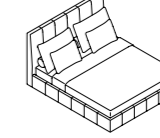
**PULB150200BE**  
Bed. Lit. Cama.  
165 x 224 H123  
64.96"x 88.19" H48.43"

Mattress. Matelas. Colchón.  
150 x 200 59.06"x 78.74"



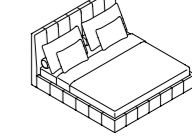
**PULB160200BE**  
Bed. Lit. Cama.  
175 x 224 H123  
68.9"x 88.19" H48.43"

Mattress. Matelas. Colchón.  
160 x 200 62.99"x 78.74"



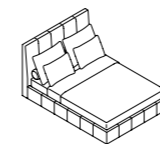
**PULB180200BE**  
Bed. Lit. Cama.  
195 x 224 H123  
76.77"x 88.19" H48.43"

Mattress. Matelas. Colchón.  
180 x 200 70.87"x 78.74"



**PULB200200BE**  
Bed. Lit. Cama.  
215 x 224 H123  
84.65"x 88.19" H48.43"

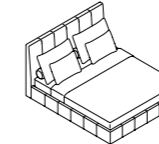
Mattress. Matelas. Colchón.  
200 x 200 78.74"x 78.74"



**PULB153203BE**  
Queen Size (AU | US)

Bed. Lit. Cama.  
168 x 227 H123  
66.14"x 89.37" H48.43"

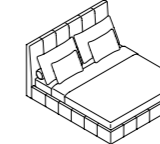
Mattress. Matelas. Colchón.  
153 x 203 60.24"x 79.92"



**PULB183203BE**  
King Size (AU)

Bed. Lit. Cama.  
198 x 227 H123  
77.95"x 89.37" H48.43"

Mattress. Matelas. Colchón.  
183 x 203 72.05"x 79.92"



**PULB193203BE**  
King Size (US)

Bed. Lit. Cama.  
208 x 227 H123  
81.89"x 89.37" H48.43"

Mattress. Matelas. Colchón.  
193 x 203 75.98"x 79.92"

## HEADBOARD. TÊTE DE LIT. CABECERO.

**PULH105**Headboard. Tête de lit.  
Cabecero.120 x 14 H101  
47.24"x 5.51" H39.76"Mattress. Matelas. Colchón.  
105 41.34"**PULH150**Headboard. Tête de lit.  
Cabecero.165 x 14 H101  
64.96"x 5.51" H39.76"Mattress. Matelas. Colchón.  
150 59.06"**PULH160**Headboard. Tête de lit.  
Cabecero.175 x 14 H101  
68.9"x 5.51" H39.76"Mattress. Matelas. Colchón.  
160 62.99"**PULH180**Headboard. Tête de lit.  
Cabecero.195 x 14 H101  
76.77"x 5.51" H39.76"Mattress. Matelas. Colchón.  
180 70.87"**PULH200**Headboard. Tête de lit.  
Cabecero.215 x 14 H101  
84.65"x 5.51" H39.76"Mattress. Matelas. Colchón.  
200 78.74"**PULH153**

Queen Size (AU | US)

Headboard. Tête de lit.  
Cabecero.168 x 14 H101  
66.14"x 5.51" H39.76"Mattress. Matelas. Colchón.  
153 60.24"**PULH183**

King Size (AU)

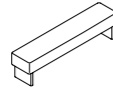
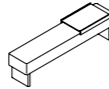
Headboard. Tête de lit.  
Cabecero.198 x 14 H101  
77.95"x 5.51" H39.76"Mattress. Matelas. Colchón.  
183 72.05"**PULH193**

King Size (US)

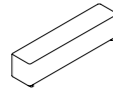
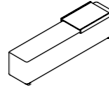
Headboard. Tête de lit.  
Cabecero.208 x 14 H101  
81.89"x 5.51" H39.76"Mattress. Matelas. Colchón.  
193 75.98"

## BENCHES. BANQUETTES. BANCOS.

SUMA. Elevated base. Cadre haut. Base suspendida.

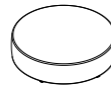
**SUMP95BS**95 x 35 H40  
37.4"x 13.78" H15.75"Mattress. Matelas. Colchón.  
105 41.34"**SUMP135BS**135 x 35 H40  
53.15"x 13.78" H15.75"Mattress. Matelas. Colchón.  
150 59.06" | 160 62.99"  
153 60.24"**SUMP165BS**165 x 35 H40  
64.96"x 13.78" H15.75"Mattress. Matelas. Colchón.  
180 70.87" | 200 78.74"  
183 72.05" | 193 75.98"**MIKT55**Tray. Plateau. Bandeja.  
55 x 37 H6  
21.65"x 14.57" H2.36"

SUMA. Extended frame. Cadre large. Base a suelo.

**SUMP95BE**95 x 35 H40  
37.4"x 13.78" H15.75"Mattress. Matelas. Colchón.  
105 41.34"**SUMP135BE**135 x 35 H40  
53.15"x 13.78" H15.75"Mattress. Matelas. Colchón.  
150 59.06" | 160 62.99"  
153 60.24"**SUMP165BE**165 x 35 H40  
64.96"x 13.78" H15.75"Mattress. Matelas. Colchón.  
180 70.87" | 200 78.74"  
183 72.05" | 193 75.98"**MIKT55**Tray. Plateau. Bandeja.  
55 x 37 H6  
21.65"x 14.57" H2.36"

## ROUND OTTOMANS. POUFS RONDS. OTTOMANS REDONDOS.

DEPART. Ottomans. Poufs. Ottomans.

**DEPP43B**43 x 43 H39  
16.93"x 16.93" H15.35"**DEPP63B**63 x 63 H39  
24.8"x 24.8" H15.35"**DEPP93B**93 x 93 H39  
36.61"x 36.61" H15.35"**DEPP138B**138 x 138 H39  
54.33"x 54.33" H15.35"**DEPP43A**43 x 43 H46  
16.93"x 16.93" H18.11"

## TABLES. MESAS.

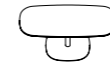
TAB. Coffee tables. Tables basses. Mesas de café. H46,5 CM - H18.31"

**TABCRT60FP**60 x 60 H46.5  
25.58"x 25.58"x 18.31"Round top. Superellipse base.  
Plateau rond. Base superellipse.  
Sobre redondo. Base superellipse.**TABBST60FP**60 x 60 H46.5  
25.58"x 25.58"x 18.31"Superellipse top. Superellipse base.  
Plateau superellipse. Base superellipse.  
Sobre superellipse. Base superellipse.**TABCRT60FC**60 x 60 H46.5  
25.58"x 25.58"x 18.31"Round top. Cross-shaped base.  
Plateau rond. Base en croix.  
Sobre redondo. Base en cruz.**TABBST60FC**60 x 60 H46.5  
25.58"x 25.58"x 18.31"Superellipse top. Cross-shaped base.  
Plateau superellipse. Base en croix.  
Sobre superellipse. Base en cruz.**TABCRT85FP**85 x 85 H46.5  
33.46"x 33.46"x 18.31"Round top. Superellipse base.  
Plateau rond. Base superellipse.  
Sobre redondo. Base superellipse.**TABBST85FP**85 x 85 H46.5  
33.46"x 33.46"x 18.31"Superellipse top. Superellipse base.  
Plateau superellipse. Base superellipse.  
Sobre superellipse. Base superellipse.**TABCRT85FC**85 x 85 H46.5  
33.46"x 33.46"x 18.31"Round top. Cross-shaped base.  
Plateau rond. Base en croix.  
Sobre redondo. Base en cruz.**TABBST85FC**85 x 85 H46.5  
33.46"x 33.46"x 18.31"Superellipse top. Cross-shaped base.  
Plateau superellipse. Base en croix.  
Sobre superellipse. Base en cruz.

TAB. Task table. Mesita task. H55,6 CM - H21.89"

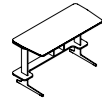
**TABTRT43FP**43 x 43 H55.6  
16.91"x 16.91"x 21.89"Round top. Superellipse base.  
Plateau rond. Base superellipse.  
Sobre redondo. Base superellipse.**TABTST43FP**43 x 43 H55.6  
16.91"x 16.91"x 21.89"Superellipse top. Superellipse base.  
Plateau superellipse. Base superellipse.  
Sobre superellipse. Base superellipse.**TABTRT43FC**43 x 43 H55.6  
16.91"x 16.91"x 21.89"Round top. Cross-shaped base.  
Plateau rond. Base en croix.  
Sobre redondo. Base en cruz.**TABTST43FC**43 x 43 H55.6  
16.91"x 16.91"x 21.89"Superellipse top. Cross-shaped base.  
Plateau superellipse. Base en croix.  
Sobre superellipse. Base en cruz.**TABTRT50FC**50 x 26 H50.8  
19.69"x 10.24"x 20"Rectangular top. Cross-shaped base.  
Plateau rectangulaire. Base en croix.  
Sobre rectangulaire. Base en cruz.

TAB. Occasional tables. Tables d'appoint. Mesas auxiliares. H55,6 CM - H21.89"

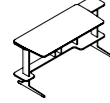
**TABORT60FP**60 x 60 H55.6  
25.58"x 25.58"x 21.89"Round top. Superellipse base.  
Plateau rond. Base superellipse.  
Sobre redondo. Base superellipse.**TABOST60FP**60 x 60 H55.6  
25.58"x 25.58"x 21.89"Superellipse top. Superellipse base.  
Plateau superellipse. Base superellipse.  
Sobre superellipse. Base superellipse.**TABORT60FC**60 x 60 H55.6  
25.58"x 25.58"x 21.89"Round top. Cross-shaped base.  
Plateau rond. Base en croix.  
Sobre redondo. Base en cruz.**TABOST60FC**60 x 60 H55.6  
25.58"x 25.58"x 21.89"Superellipse top. Cross-shaped base.  
Plateau superellipse. Base en croix.  
Sobre superellipse. Base en cruz.TAB. Coffee Tables. Tables basses. Mesas de café.  
H46,5 CM - H18.31"MIKA. Bedside table. Table de chevet.  
Mesita de noche. H42 CM - H16.54"**TABORT127FP**127,5 x 60 H46.5  
50.2"x 25.58"x 18.31"Rectangular top. Superellipse base.  
Plateau rectangulaire. Base superellipse.  
Sobre rectangulaire. Base superellipse.**TABORT127FC**127,5 x 60 H46.5  
50.2"x 25.58"x 18.31"Rectangular top. Cross-shaped base.  
Plateau rectangulaire. Base en croix.  
Sobre rectangulaire. Base en cruz.**MIKBT55**55 x 37 H42  
21.65"x 14.57" H16.54"

FURNITURE. MEUBLES. MUEBLES.

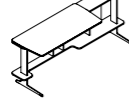
SERENE. Desk. Bureaux. Escritorio.



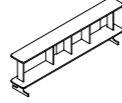
**SERD120**  
120 x 55 H79  
47.24"x 21.65" H31.1"



**SERD149**  
149 x 55 H79  
58.66"x 21.65" H31.1"



**SERD189**  
189 x 55 H79  
74.41"x 21.65" H31.1"



**SERMU209**  
209 x 25 H60  
82.28"x 9.84" H23.62"

Also available. Aussi disponible.  
También disponible.  
149 | 58.66"  
169 | 66.54"  
189 | 74.41"  
229 | 90.16"

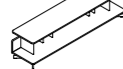
PULSE. Furniture. Meubles. Muebles.



**PULMU94PS**  
94 x 40 H45  
37.01"x 15.75" H17.72"



**PULMU114PD**  
114 x 40 H45  
44.88"x 15.75" H17.72"



**PULMU174PS**  
174 x 40 H45  
68.5"x 15.75" H17.72"



**PULMU194PD**  
194 x 40 H45  
76.38"x 15.75" H17.72"



**PULMU214PDRT**  
214 x 40 H45  
84.25"x 15.75" H17.72"

ARMCHAIRS AND CHAIRS. FAUTEILS ET CHAISES. BUTACAS Y SILLAS.

BOUVIER. Armchairs. Fauteils. Butacas.



**BOUB74GP**  
74 x 87 H83  
29.13"x 34.25" H32.68"

Flat metal base, fixed or rotating with auto-return.  
Base métallique avec socle plat, fixe ou pivotante avec retour automatique.  
Base metálica plana, fija o giratoria con retorno.



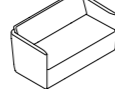
**BOUB74GC**  
74 x 87 H83  
29.13"x 34.25" H32.68"

Cross-shaped metal base, fixed or rotating with auto-return.  
Base métallique en croix, fixe ou pivotante avec retour automatique.  
Base metálica en cruz, fija o giratoria con retorno.



**VECB71P**  
71 x 72 H71  
27.95"x 28.35" H27.95"

Standard LDPE bases.  
Bases PEBD standard.  
Bases LDPE standard.



**VECB134**  
71 x 134 H71  
27.95"x 52.76" H27.95"

Standard LDPE bases.  
Bases PEBD standard.  
Bases LDPE standard.



**VECB71GP**  
71 x 72 H71  
27.95"x 28.35" H27.95"

Flat metal base, fixed or rotating with auto-return.  
Base métallique avec socle plat, fixe ou pivotante avec retour automatique.  
Base metálica plana, fija o giratoria con retorno.

SERENE. Armchairs. Fauteils. Butacas.



**SERB74BSBAGP**  
74 x 82 H81  
29.13"x 32.28" H31.89"

Flat metal base, fixed or rotating with auto-return.  
Base métallique avec socle plat, fixe ou pivotante avec retour automatique.  
Base metálica plana, fija o giratoria con retorno.



**SERB74BSBAGC**  
74 x 82 H81  
29.13"x 32.28" H31.89"

Cross-shaped metal base, fixed or rotating with auto-return.  
Base métallique en croix, fixe ou pivotante avec retour automatique.  
Base metálica en cruz, fija o giratoria con retorno.



**SERB74BTBAP**  
74 x 82 H81  
29.13"x 32.28" H31.89"

Standard LDPE bases.  
Bases PEBD standard.  
Bases LDPE standard.



**SERB74BTBAGP**  
74 x 82 H81  
29.13"x 32.28" H31.89"

Flat metal base, fixed or rotating with auto-return.  
Base métallique avec socle plat, fixe ou pivotante avec retour automatique.  
Base metálica plana, fija o giratoria con retorno.

SERENE. Armchairs. Fauteils. Butacas.



**SERB74BSBBGP**  
74 x 82 H81  
29.13"x 32.28" H31.89"

Flat metal base, fixed or rotating with auto-return.  
Base métallique avec socle plat, fixe ou pivotante avec retour automatique.  
Base metálica plana, fija o giratoria con retorno.



**SERB74BSBBGC**  
74 x 82 H81  
29.13"x 32.28" H31.89"

Cross-shaped metal base, fixed or rotating with auto-return.  
Base métallique en croix, fixe ou pivotante avec retour automatique.  
Base metálica en cruz, fija o giratoria con retorno.



**SERB74BTBBP**  
74 x 82 H81  
29.13"x 32.28" H31.89"

Standard LDPE bases.  
Bases PEBD standard.  
Bases LDPE standard.

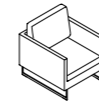


**SERB74BTBBGP**  
74 x 82 H81  
29.13"x 32.28" H31.89"

Flat metal base, fixed or rotating with auto-return.  
Base métallique avec socle plat, fixe ou pivotante avec retour automatique.  
Base metálica plana, fija o giratoria con retorno.

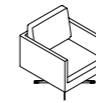
DECK. Armchairs. Fauteils. Butacas.

Upholstered or wood exterior. Structure extérieure tapissée ou en bois. Estructura exterior tapizada o de madera.



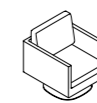
**DECB74TABE**  
74 x 76 H83  
29.13"x 29.92" H32.68"

U metal bases.  
Bases métalliques U.  
Bases metálicas U.



**DECB74TAGC**  
74 x 76 H83  
29.13"x 29.92" H32.68"

Flat metal base, fixed or rotating with auto-return.  
Base métallique avec socle plat, fixe ou pivotante avec retour automatique.  
Base metálica plana, fija o giratoria con retorno.



**DECB74TAGP**  
74 x 76 H83  
29.13"x 29.92" H32.68"

Cross-shaped metal base, fixed or rotating with auto-return.  
Base métallique en croix, fixe ou pivotante avec retour automatique.  
Base metálica en cruz, fija o giratoria con retorno.

DECK CONTRACT. Armchairs. Fauteils. Butacas.



**DKCB74NA/RTBE**  
74 x 75 H71  
29.13"x 29.53" H27.95"

U metal bases.  
Bases métalliques U.  
Bases metálicas U.



**DKCB74NA/RTGC**  
74 x 75 H71  
29.13"x 29.53" H27.95"

Cross-shaped metal base, fixed or rotating with auto-return.  
Base métallique en croix, fixe ou pivotante avec retour automatique.  
Base metálica en cruz, fija o giratoria con retorno.



**DKCB74NA/RTGP**  
74 x 75 H71  
29.13"x 29.53" H27.95"

Flat metal base, fixed or rotating with auto-return.  
Base métallique avec socle plat, fixe ou pivotante avec retour automatique.  
Base metálica plana, fija o giratoria con retorno.

SERENE. Chairs. Chaises. Sillas.



**SERCHR59BSGP**  
59 x 58 H78  
23.23"x 22.83" H30.71"

Flat metal base, fixed or rotating with auto-return.  
Base métallique avec socle plat, fixe ou pivotante avec retour automatique.  
Base metálica plana, fija o giratoria con retorno.



**SERCHR59BSGC**  
59 x 58 H78  
23.23"x 22.83" H30.71"

Cross-shaped metal base, fixed or rotating with auto-return.  
Base métallique en croix, fixe ou pivotante avec retour automatique.  
Base metálica en cruz, fija o giratoria con retorno.



**SERCHR59BTBE**  
59 x 58 H78  
23.23"x 22.83" H30.71"

Standard LDPE bases.  
Bases PEBD standard.  
Bases LDPE standard.



**SERCHR59BTGP**  
59 x 58 H78  
23.23"x 22.83" H30.71"

Flat metal base, fixed or rotating with auto-return.  
Base métallique avec socle plat, fixe ou pivotante avec retour automatique.  
Base metálica plana, fija o giratoria con retorno.

PULSE.

## ARMCHAIRS AND CHAIRS. FAUTEILS ET CHAISES. BUTACAS Y SILLAS.

SENSO. Armchairs. Fauteils. Butacas.



### SENB80BE

80 x 81 H83  
31.5" x 31.89" H32.68"

Standard metal bases.  
Bases métalliques standard.  
Bases metálicas standard.



### SENB80GP

80 x 81 H83  
31.5" x 31.89" H32.68"

Flat metal base, fixed or rotating with auto-return.  
Base métallique avec socle plat, fixé ou pivotante avec retour automatique. Base metálica plana, fija o giratoria con retorno.



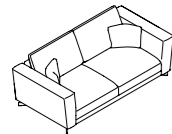
### SENB80GC

80 x 81 H83  
31.5" x 31.89" H32.68"

Cross-shaped metal base, fixed or rotating with auto-return.  
Base métallique en croix, fixé ou pivotante avec retour automatique. Base metálica en cruz, fija o giratoria con retorno.

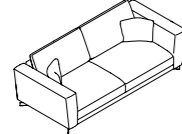
## SOFAS. CANAPÉS. SOFÁS.

PULSE. Sofas. Canapés. Sofás.



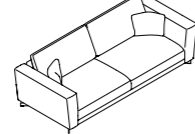
### PULS210RA/RBP

210 x 97 H88  
82.68" x 38.19" H34.65"



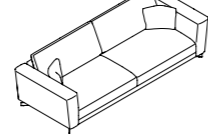
### PULS230RA/RBPS

230 x 97 H88  
90.55" x 38.19" H34.65"




### PULS250RA/RBPS

250 x 97 H88  
98.43" x 38.19" H34.65"



### PULS270RA/RBP

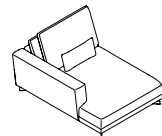
270 x 97 H88  
106.03" x 38.19" H34.65"



### PULS290RA/RBPS

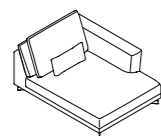
290 x 97 H88  
114.17" x 38.19" H34.65"

PULSE. Chaise longue.



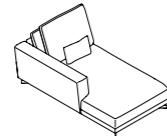
### PULCLI125PD

125 x 160 H88  
49.21" x 62.99" H34.65"  
IZQ.



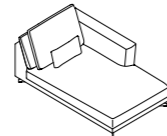
### PULCLD125PD

125 x 160 H88  
49.21" x 62.99" H34.65"  
DER.



### PULCLI110PD

110 x 180 H88  
43.31" x 70.87" H34.65"  
IZQ.

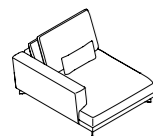


### PULCLD110PD

110 x 180 H88  
43.31" x 70.87" H34.65"  
DER.

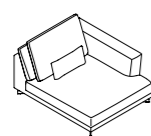
PULSE. Island with or without armrests. Méridienne avec ou sans accoudoirs. Isla con o sin brazos.

143 CM - H56.3" DEPTH. PROFONDEUR. FONDO.



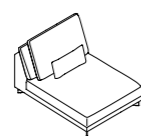
### PULI1143P4

125 x 143 H88  
49.21" x 56.3" H34.65"  
IZQ.



### PULID143P4

125 x 143 H88  
49.21" x 56.3" H34.65"  
DER.



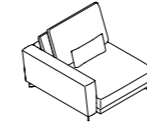
### PULI100P4

100 x 143 H88  
39.37" x 56.3" H34.65"

## SOFAS. CANAPÉS. SOFÁS.

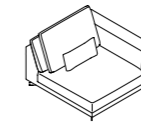
PULSE. Island with or without armrests. Méridienne avec ou sans accoudoirs. Isla con o sin brazos.

123 CM - H48.43" DEPTH. PROFONDEUR. FONDO.



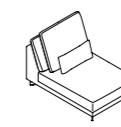
### PULI125P3

125 x 123 H88  
49.21" x 48.43" H34.65"  
IZQ.



### PULID125P3

125 x 123 H88  
49.21" x 48.43" H34.65"  
DER.



### PULI80P3

80 x 123 H88  
31.5" x 48.43" H34.65"

## ROLLS & CUSHIONS. ROULEAUX ET COUSSINS. RULOS Y COJINES.

Cushions. Coussins. Cojines.



### CUBO60H45

60 x H45  
23.62" x H17.72"

Oxford cushion.  
Coussin Oxford.  
Cojin Oxford.



### CUBO70H45

70 x H45  
27.56" x H17.72"

Oxford cushion.  
Coussin Oxford.  
Cojin Oxford.



### CUBO80H45

80 x H45  
31.50" x H17.72"

Oxford cushion.  
Coussin Oxford.  
Cojin Oxford.



### CUBO70H60

70 x H60  
27.56" x H23.62"

Oxford cushion.  
Coussin Oxford.  
Cojin Oxford.



### CUB80H60

80 x H60  
31.50" x H23.62"

Oxford cushion.  
Coussin Oxford.  
Cojin Oxford.



### CUB60H45

60 x H45  
23.62" x H17.72"

Cushion. Coussin. Cojin.



### CUB70H45

70 x H45  
27.56" x H17.72"

Cushion. Coussin. Cojin.

Lumbar cushions. Coussins lombaire. Cojines lumbares.



### CUBO40H30

40 x H30  
15.75" x H11.81"

Oxford lumbar cushion.  
Coussin lombaire Oxford.  
Cojin lumbar Oxford.



### CUBO50H30

50 x H30  
19.69" x H11.81"

Oxford lumbar cushion.  
Coussin lombaire Oxford.  
Cojin lumbar Oxford.



### CUBO60H30

60 x H30  
23.62" x H11.81"

Oxford lumbar cushion.  
Coussin lombaire Oxford.  
Cojin lumbar Oxford.



### CUB40H30

40 x H30  
15.75" x H11.81"

Lumbar cushion.  
Coussin lombaire.  
Cojin lumbar.



### CUB50H30

50 x H30  
19.69" x H11.81"

Lumbar cushion.  
Coussin lombaire.  
Cojin lumbar.



### CUB60H30

60 x H30  
23.62" x H11.81"

Lumbar cushion.  
Coussin lombaire.  
Cojin lumbar.

Rolls. Rouleaux. Rulos.



### ROL70D20

70 x 20 x 20  
27.56" x 7.87" x 7.87"



### ROL80D20

80 x 20 x 20  
31.5" x 7.87" x 7.87"



### ROL90D20


90 x 20 x 20  
35.43" x 7.87" x 7.87"

# TAPESTRIES & FINISHES.

HOME TEXTILES COLLECTION. COLLECTION TEXTILES MAISON. COLECCIÓN TEJIDOS HOGAR.




**DURY**  
Group. Groupe. Grupo. 1  
10 Colors. Couleurs. Colores.



**SONNET**  
Group. Groupe. Grupo. 1  
8 Colors. Couleurs. Colores.




**NOAH**  
Group. Groupe. Grupo. 2  
14 Colors. Couleurs. Colores.




**SAHARA**  
Group. Groupe. Grupo. 2  
23 Colors. Couleurs. Colores.




**SAVANE**  
Grupo. Groupe. Grupo. 2  
7 Colors. Couleurs. Colores.



**TENZO**  
Group. Groupe. Grupo. 2  
11 Colors. Couleurs. Colores.




**DANA**  
Group. Groupe. Grupo. 2  
11 Colors. Couleurs. Colores.



**KEY BISCAYNE**  
Group. Groupe. Grupo. 2  
14 Colors. Couleurs. Colores.



**BORA BORA**  
Group. Groupe. Grupo. 3  
13 Colors. Couleurs. Colores.



**KRONOS**  
Group. Groupe. Grupo. 3  
16 Colors. Couleurs. Colores.



**LINARA**  
Group. Groupe. Grupo. 3  
41 Colors. Couleurs. Colores.



**MUSA**  
Group. Groupe. Grupo. 3  
9 Colors. Couleurs. Colores.



**ROCCO**  
Group. Groupe. Grupo. 3  
9 Colors. Couleurs. Colores.



**SERRA**  
Group. Groupe. Grupo. 3  
10 Colors. Couleurs. Colores.




**GENT**  
Group. Groupe. Grupo. 3  
13 Colors. Couleurs. Colores.

HOME TEXTILES COLLECTION. COLLECTION TEXTILES MAISON. COLECCIÓN TEJIDOS HOGAR.



**ARCHI**  
Group. Groupe. Grupo. 4  
6 Colors. Couleurs. Colores.



**MINUETTO**  
Group. Groupe. Grupo. 4  
11 Colors. Couleurs. Colores.



**LOPI**  
Group. Groupe. Grupo. 4  
9 Colors. Couleurs. Colores.



**GOTHENBURG**  
Group. Groupe. Grupo. 4  
15 Colors. Couleurs. Colores.



**MARSALIS**  
Group. Groupe. Grupo. 4  
9 Colors. Couleurs. Colores.



**RICO**  
Group. Groupe. Grupo. 4  
10 Colors. Couleurs. Colores.

HOME LEATHER COLLECTION. COLLECTION CUIR MAISON. COLECCIÓN PIEL HOGAR.



**ALISEO**  
Group. Groupe. Grupo. L1  
30 Colors. Couleurs. Colores.



**NUVOLA**  
Group. Groupe. Grupo. L2  
72 Colors. Couleurs. Colores.



**ELMOBALTIQUE**  
Group. Groupe. Grupo. L2  
22 Colors. Couleurs. Colores.

METAL PARTS FINISHES. FINITIONS POUR LES ÉLÉMENTS MÉTALLIQUES. ACABADOS PARA PARTES METÁLICAS.

---



Manganese metal.  
Métal manganèse.  
Metal manganeso.

WOOD FINISH. FINITION POUR LE BOIS. ACABADO DE LA MADERA.

---




Natural oak.  
Chêne naturel.  
Roble natural.




American walnut.  
Noyer américain.  
Nogal americano.




Dark stained oak.  
Teinté chêne foncé.  
Roble teñido oscuro.




SEDA




ALOE




KHAKI



BRICK



RUBI




KOKOA

LEATHER COLORS. COULEURS DE CUIR. COLORES DE PIEL.


---




NUVOLA 199




NUVOLA 163




ELMOBALTIQUE  
88042



NUVOLA 155



NUVOLA 151




NUVOLA 147

DEKTON® COLORS. COULEURS DEKTON®. COLORES DEKTON®.


---



REM



KELYA



KIRA

# HOME COLLECTION.

## SINGULAR.



Serene by Mario Ruiz



Serene by Mario Ruiz



Senso by Mario Ruiz



Deck by Mario Ruiz



Daily by Mario Ruiz



Grey by Mario Ruiz



Voilà by Gabriel Teixidó



Serene by Mario Ruiz



Serene chair by Mario Ruiz



Senso by Mario Ruiz



Deck by Mario Ruiz



Grey by Mario Ruiz



Senso by Mario Ruiz



Senso by Mario Ruiz



Senso by Mario Ruiz



Serene by Mario Ruiz



Serene by Mario Ruiz



Serene furniture by Mario Ruiz



Serene by Mario Ruiz

## COZY.



Silence by Mario Ruiz



Time by Mario Ruiz



Reset by Gabriel Teixidó



Time by Mario Ruiz



Silence by Mario Ruiz



Silence by Mario Ruiz



Silence by Mario Ruiz



Silence by Mario Ruiz



NEW CLASSIC.



Magnus by Mario Ruiz



Magnus by Mario Ruiz



Venice by Mario Ruiz



Venice by Mario Ruiz



Magnus by Mario Ruiz



Magnus Contract by Mario Ruiz



Venice by Mario Ruiz



Venice by Mario Ruiz



Venice sofa bed by Mario Ruiz



Venice by Mario Ruiz



Venice by Mario Ruiz



Venice by Mario Ruiz

ESSENTIAL.



Pulse by Mario Ruiz



Park



Ego



Moka by Gabriel Teixidó



June



Code



Bouvier by Dario Gagliardini



Hat by Dario Gagliardini



Oslo by Jordi Busquets



Ivy by Mario Ruiz



Ivy by Mario Ruiz



Ivy by Mario Ruiz



Pulse by Mario Ruiz



Pulse by Mario Ruiz



Ivy sofa bed by Mario Ruiz



Suma H 40cm by Mario Ruiz.



Suma H 40cm by Mario Ruiz.



Mika tray by Mario Ruiz



Depart H 39cm by Mario Ruiz.



Depart H 46cm by Mario Ruiz



Pulse by Mario Ruiz



Tab round and square coffee tables  
H 46,5 cm by Mario Ruiz



Tab rectangular coffee tables  
H 46,5 cm by Mario Ruiz



Tab occasional tables H 55,6 cm  
by Mario Ruiz



Tab task table H 55,6 cm by Mario Ruiz



Tab task table H 50,8 cm by Mario Ruiz



Tab work tables H 66,1 cm by Mario Ruiz



Sacha side table by Mario Ruiz



Sacha rectangular coffee tables  
by Mario Ruiz



Sacha square coffee table by Mario Ruiz



Sacha SQ side table by Mario Ruiz



Sacha SQ rectangular coffee tables  
by Mario Ruiz



Sacha SQ square coffee table  
by Mario Ruiz



Mika bedside table by Mario Ruiz

# CONTRACT COLLECTION.

SYSTEMS. SYSTÈMES. SISTEMAS MODULARES.



Daily Contract System by Mario Ruiz



Deck Contract System by Mario Ruiz



Depart System by Mario Ruiz



Summ System by Mario Ruiz



Depart Power Modules by Mario Ruiz

SOFAS. CANAPÉS. SOFÁS.



Daily Contract by Mario Ruiz



Deck Contract by Mario Ruiz



Summ by Mario Ruiz



Depart by Mario Ruiz



Depart Screen by Mario Ruiz



Grey Contract by Mario Ruiz



Serene Contract by Mario Ruiz



Venice Contract by Mario Ruiz

ARMCHAIRS. FAUTEILS. BUTACAS.



Bouvier by Dario Gagliardini



Deck by Mario Ruiz



Deck Contract by Mario Ruiz



Depart by Mario Ruiz



Grey by Mario Ruiz



Grey Contract by Mario Ruiz



Hat by Dario Gagliardini



Magnus by Mario Ruiz



Oslo by Jordi Busquets



Senso by Mario Ruiz



Serene by Mario Ruiz



Serene Contract by Mario Ruiz



Serene chair by Mario Ruiz



Serene chair by Mario Ruiz



Time Contract by Mario Ruiz



Venice by Mario Ruiz



Venice Contract by Mario Ruiz

OTTOMANS & BENCHES. POUFS ET BANQUETTES. OTTOMANS Y BANCOS.



Suma H 40cm by Mario Ruiz



Suma H 40cm by Mario Ruiz



Mika tray by Mario Ruiz



Depart H 39cm by Mario Ruiz



Depart H 46cm by Mario Ruiz

FURNITURE. MEUBLES. MUEBLES.



Serene by Mario Ruiz



Serene by Mario Ruiz



Pulse by Mario Ruiz

TABLES. MESAS.



Tab round and square coffee tables  
H 46,5 cm by Mario Ruiz



Tab rectangular coffee tables  
H 46,5 cm by Mario Ruiz



Tab occasional tables H 55,6 cm  
by Mario Ruiz



Tab task table H 55,6 cm by Mario Ruiz



Tab task table H 50,8 cm by Mario Ruiz



Tab work tables H 66,1 cm by Mario Ruiz



Sacha side table by Mario Ruiz



Sacha rectangular coffee tables  
by Mario Ruiz



Sacha square coffee table by Mario Ruiz



Sacha SQ side table by Mario Ruiz



Sacha SQ rectangular coffee tables  
by Mario Ruiz



Sacha SQ square coffee table  
by Mario Ruiz



Mika bedside table by Mario Ruiz

Creative Direction  
Mario Ruiz

Concept, Art Direction & Graphic Design  
Studio Ainhoa Nagore

Photography  
Eugení Pons

Printing  
Ce.Ge

Joquer Tapicerías S.A. reserves the right to change, without previous notice, materials, covers, finishes and drawings of the products presented in this catalogue. The textures and colours of materials and finishes are indicative as they are depending on the tolerances of the printing process.

Joquer Tapicerías, S.A. se réserve le droit de modifier sans préavis, les matériaux, tissus, finitions et dessins des produits représentés dans ce catalogue. Les textures et les couleurs des matériaux et des finitions sont à titre indicatif en fonction des variations du processus d'impression.

Joquer Tapicerías S.A. se reserva el derecho de modificar, sin previo aviso, materiales, tejidos, acabados y dibujos de los productos representados en este catálogo. Las texturas y colores de los materiales y acabados son indicativos dependiendo de las variaciones del proceso de impresión.

