

COZY.
NOBLE.

SILENCE.
BEDROOM.

JOQUER

BEDROOM COLLECTION.

JOQUER


THE BEDROOM IS A VITAL SPACE, WHERE THE DAY BEGINS AND ENDS, A SOURCE OF HEALTH, LOVE AND CALM. AT JOQUER WE TAKE THIS VERY SERIOUSLY AND MANUFACTURE STRIVING TO IMPROVE LIFE, TOWARD AN IDEAL HOME THAT IS AUTHENTIC AND PLEASURABLE, OF NATURAL MATERIALS AND ARTISAN ESSENCE. THAT IS WHY OUR BEDS AND THE FURNITURE THAT ACCOMPANIES THEM FOCUS ON QUALITY DOWN TO THE SMALLEST DETAIL, BECAUSE WE ARE EXPERTS AT CREATING PIECES THAT TRULY WORK AND CAN BUILD, WITH THEIR PRESENCE, A SPECIAL ATMOSPHERE IN ANY SPACE.





La chambre à coucher est un espace vital, où nous commençons et finissons nos journées, un espace source de bien-être empreint d'amour et de sérénité. Joquer en a pleinement conscience et ses créations visent à améliorer la vie, en imaginant l'idéal d'une maison authentique et accueillante, aux matériaux naturels et à l'essence artisanale. Voilà pourquoi nos lits et le mobilier de complément soignent la qualité dans ses moindres détails et reflètent notre expertise dans la conception de meubles fonctionnels, et qui par leur présence, créent une ambiance singulière dans les espaces qui les accueillent.

El dormitorio es un espacio vital, en él empieza y termina el día, es una fuente de salud, de amor y de calma. En Joquer nos tomamos esto muy en serio y fabricamos pensando en mejorar la vida, con un ideal de la casa auténtica y gustosa, de materiales naturales y esencia artesana. Por eso nuestras camas y el mobiliario que las acompaña cuidan la calidad hasta el mínimo detalle, porque somos expertos en crear muebles que funcionan de verdad y que son capaces de crear, con su presencia, una atmósfera especial en cualquier espacio.





Nous proposons six collections de chambres aux multiples possibilités de personnalisation s'adaptant à divers styles de vie et manières d'appréhender l'espace nuit. Chaque collection propose plusieurs dimensions de lit, des cadres de lit en hauteur sur pieds ou ras du sol, des cadres avec coffre de stockage, des têtes de lit indépendantes, ainsi qu'un ensemble de meubles permettant de personnaliser votre chambre : tables de nuits, poufs, bancs tapissés, fauteuils et canapés, révélant la personnalité de chaque collection.

Proponemos seis colecciones de dormitorio con múltiples opciones de personalización que se adaptan a distintos estilos de vida y maneras de entender el lugar de descanso. Cada colección ofrece diferentes medidas de cama, opciones de base elevada sobre patas vistas o hasta el suelo, base con contenedor para almacenaje, cabecero independiente, así como todo el mobiliario para construir un dormitorio personalizado: mesitas de noche, otomanes, bancos tapizados, butacas y sofás con la personalidad de cada colección.





WE PROPOSE SIX BEDROOM COLLECTIONS WITH MULTIPLE CUSTOMIZATION OPTIONS THAT ADAPT TO DIFFERENT LIFESTYLES AND WAYS OF UNDERSTANDING THE PLACE OF REST. EACH COLLECTION FEATURES VARIOUS BED DIMENSIONS, OPTIONS OF ELEVATED BASE WITH VISIBLE LEGS OR DOWN TO THE FLOOR, CONTAINER BASE FOR STORAGE, SEPARATE HEADBOARD, AND ALL THE FURNITURE TO CREATE A CUSTOMIZED BEDROOM: BEDSIDE TABLES, UPHOLSTERED BENCHES, LOUNGE CHAIRS AND SOFAS WITH THE CHARACTER OF EACH COLLECTION.

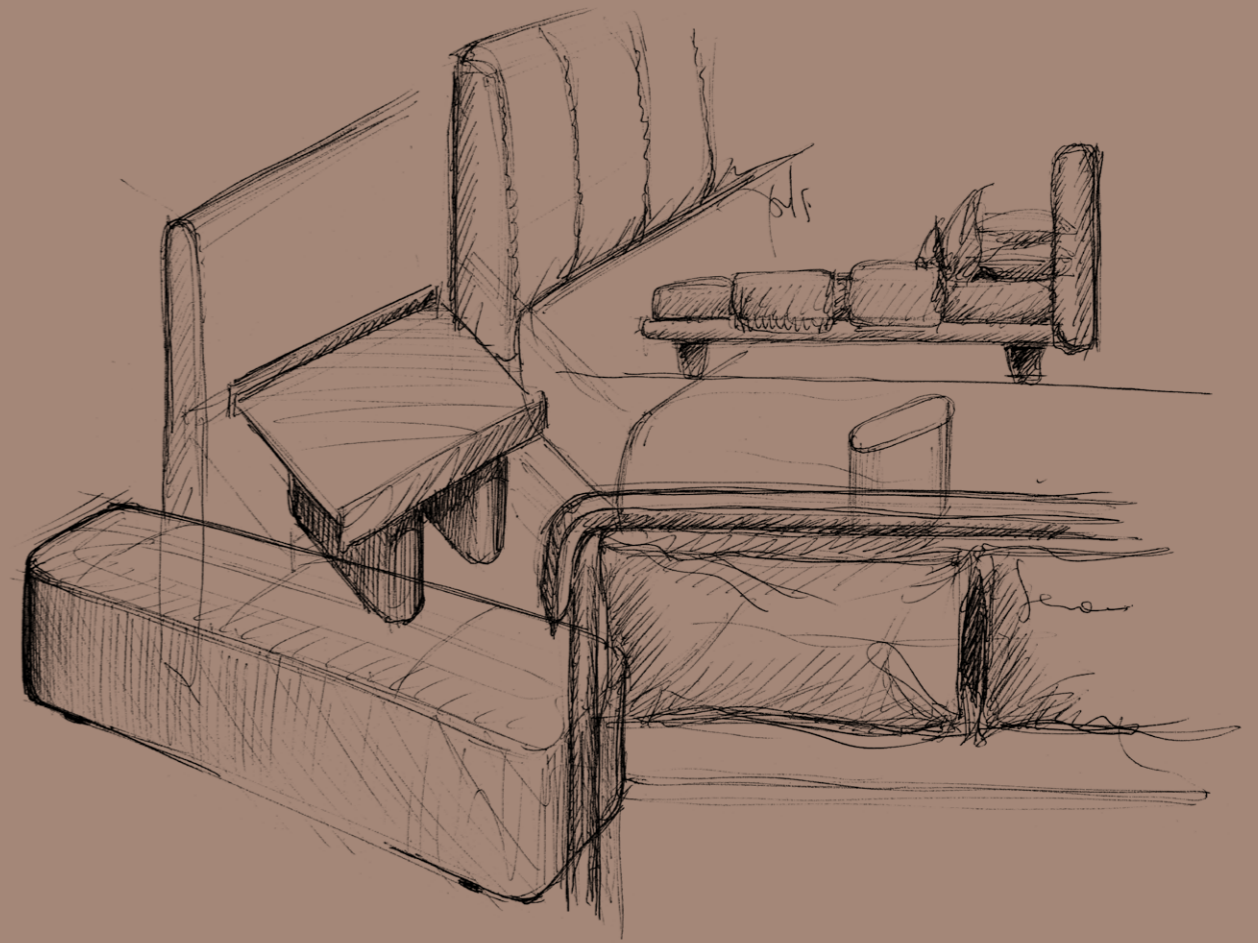
MARIO RUIZ. THE DESIGNER.



Design that is pristine and prosaic. This motif runs through the work of Spanish designer Mario Ruiz (Alicante, 1965), who has built a cosmopolitan career rooted in the vocation to create timeless designs. Every one of his projects, which comprise furniture, lighting and technology design and art direction, is exactly as it seems: objects whose clean, soft, coherent lines are an invitation for use. Intense work has gone into expressing their purpose and careful attention into their details. Among the over 50 awards he has garnered, the Spanish National Design Prize, Best of Neocon, Metropolis and Wallpaper Magazine awards stand out.

Le design clair et quotidien. C'est l'argument qui guide l'œuvre du designer Mario Ruiz (Alicante, 1965), fondateur d'un parcours cosmopolite semé dans la vocation de réaliser des designs qui dureront dans le temps. Chacun de ses projets, qui couvre la conception de meubles, l'éclairage, la technologie et la direction artistique, c'est qui se voit: des objets qui invitent à être utilisés à partir de leurs formes régulières et imaginables. Il y a eu un travail intense de résolution de l'identité de chaque utilisation et une attention particulière portée aux détails. Parmi les 50 récompenses qu'il a reçues figurent le National Design Award 2016, le meilleur de Neocon, Metropolis et Wallpaper Magazine.

El diseño claro y cotidiano. Este es el argumento que guía el trabajo del diseñador Mario Ruiz (Alicante, 1965), constructor de una trayectoria cosmopolita sembrada con la vocación de conseguir diseños que perduren en el tiempo. Cada uno de sus proyectos, que abarcan el diseño de mobiliario, iluminación, tecnología y la dirección de arte es lo que se ve: objetos que invitan a ser utilizados desde sus formas limpias y comprensibles. En ellos hay un trabajo intenso de resolver la identidad de cada uso y una cuidadosa atención por el detalle. Entre los más de 50 premios que ha recibido figuran el Premio Nacional de Diseño 2016, Best of Neocon, Metropolis y Wallpaper Magazine.



14	Silence Bedroom.
22	Compositions.
26	Technical Specifications.
32	Dimensions.
44	Tapestries & finishes.
48	Collections.

COZY. NOBLE. SILENCE.

In its apparent simplicity and clarity, the design of the Silence bedroom is rooted in comfort, with its ultra-plush and soft forms.

An approach of profound calm.

Its pillowy headboard extends to the sides of the bed to form the bedside tables that, like the sofa of the same family, features oak wood details and integrates light fittings on each side.

The bed is available in two types of construction: elevated base or upholstered base down to the floor.

An independent headboard is also available.

Sous une simplicité et clarté apparentes, la chambre Silence privilégie la commodité et repose sur des lignes extrêmement confortables et soft. Une invitation à la quiétude.

La tête de lit, moelleuse à souhait, s'étend en saillie sur les bords du lit pour intégrer les tables de nuit, qui tout comme le canapé de cette gamme, incorporent des détails en chêne massif et un point de lumière de chaque côté.

Le lit se décline en deux structures: avec cadre en hauteur ou bien cadre tapissé ras de sol. La tête de lit est également proposée comme élément indépendant.

Con su aparente simplicidad y claridad, el diseño del dormitorio Silence está basado en la comodidad, con sus formas ultra confortables y soft. Una propuesta de calma profunda.

El cabecero, muy mullido, se extiende a los lados de la cama para conformar las mesillas que, como el sofá de la misma familia, tiene detalles de madera de roble entre los que integra un punto de luz a cada lado.

La cama se ofrece con dos tipos de construcción: con base suspendida o bien base tapizada hasta el suelo. Existe también la opción de cabecero independiente.





SILENCE. Sofa upholstered in RICO 989.080. Canapé tapissé en RICO 989.080. Sofá tapizado en RICO 989.080. SILS236H1 + (2X SILCO65). **DEPART.** Ottoman upholstered in MINUETTO 03. Pouf tapissé en MINUETTO 03. Ottoman tapizado en MINUETTO 03. DEPP63B. **TAB.** Coffee table with square top in NUVOLA 151 leather. Table basse avec plateau carrée en cuir NUVOLA 151. Mesa de café con sobre cuadrado en piel NUVOLA 151. TABCST85FP. **SILENCE.** Bed with extended bed frame upholstered in MINUETTO 02. Cadre de lit du sol tapissé en MINUETTO 02. Cama de base a suelo tapizada en MINUETTO 02. SILB180200BEML.




SILENCE. Sofa upholstered in RICO 989.080. Canapé tapissé en RICO 989.080. Sofá tapizado en RICO 989.080. SILS236H1 + (2X SILCO65). **DEPART.** Ottoman upholstered in MINUETTO 03. Pouf tapissé en MINUETTO 03. Ottoman tapizado en MINUETTO 03. DEPP63B. **TAB.** Coffee table with square top in NUVOLA 151 leather. Table basse avec plateau carrée en cuir NUVOLA 151. Mesa de café con sobre cuadrado en piel NUVOLA 151. TABCST85FP. **SILENCE.** Bed with extended bed frame upholstered in MINUETTO 02. Cadre de lit ras du sol tapissé en MINUETTO 02. Cama de base a suelo tapizada en MINUETTO 02. SILB180200BEML.



SILENCE. Bed with extended bed frame upholstered in MINUETTO 02. Cadre de lit ras du sol tapissé en MINUETTO 02. Cama de base a suelo tapizada en MINUETTO 02. SILB180200BEML.

COMPOSITIONS.

COMPOSITION 1



SILB180200BEML
SILENCE. Bed. Lit. Cama.
323 x 217 H106
126.97"x 85.43" H41.73"
Mattress. Matelas. Colchón.
180 x 200 70.87"x 78.74"



SILS236H + (2X SILCO65)
SILENCE. Sofa. Canapé. Sofá.
236 x 98 H84
92.91"x 35.04" H33.07"



DEPP43A
DEPART. Round ottoman. Pouf rond. Ottoman redondo.
43 x 43 H46
16.93"x 16.93" H18.11"




DEPP63B
DEPART. Round ottoman. Pouf rond. Ottoman redondo.
63 x 63 H39
24.8"x 24.8" H15.35"




TABCST85FP
TAB. Coffee table. Table basse. Mesa de café.
85 x 85 H46.5
33.46"x 33.46"x 18.31"
Superellipse top. Superellipse base.
Plateau superellipse. Base superellipse.
Sobre superellipse. Base superellipse.

COMPOSITION 2



SILB180200BS
SILENCE. Bed. Lit. Cama.
206 x 217 H106
81.10"x 85.43" H41.73"
Mattress. Matelas. Colchón.
180 x 200 70.87"x 78.74"



SUMP165BS
SUMA. Bench. Banquette. Banco.
165 x 35 H40
64.96"x 13.78" H15.75"
Elevated base.
Cadre haut.
Base suspendida.



MIKBT55
MIKA. Bedside table. Table de chevet. Mesita de noche.
55 x 37 H42
21.65"x 14.57" H16.54"



DKCB74NA/RTGC
DECK CONTRACT. Armchair. Fauteil. Butaca.
74 x 75 H71
29.13"x 29.53" H27.95"
U metal bases.
Bases métalliques U.
Bases metálicas U.



TABTST43FP
TAB. Task table. Mesita task.
43 x 43 H55.6
16.91"x 16.91"x 21.89"
Superellipse top. Superellipse base.
Plateau superellipse. Base superellipse.
Sobre superellipse. Base superellipse.

COMPOSITION 3



SILB180200BEML
SILENCE. Bed. Lit. Cama.
323 x 217 H106
126.97"x 85.43" H41.73"
Mattress. Matelas. Colchón.
180 x 200 70.87"x 78.74"



SUMP165BE
SUMA. Bench. Banquette. Banco.
165 x 35 H40
64.96"x 13.78" H15.75"
Extended frame.
Cadre large.
Base a suelo.



MIKT55
MIKA. Tray. Plateau. Bandeja.
55 x 37 H6
21.65"x 14.57" H2.36"



SERD189
SERENE. Desk. Bureau. Escritorio.
189 x 55 H79
74.41"x 21.65" H31.1"



SERCHR59BSGC
SERENE. Chair. Chaise. Silla.
59 x 58 H78
23.23"x 22.83" H30.71"
Cross-shaped metal base, fixed or rotating with auto-return.
Base métallique en croix, fixe ou pivotante avec retour automatique.
Base metálica en cruz, fija o giratoria con retorno.

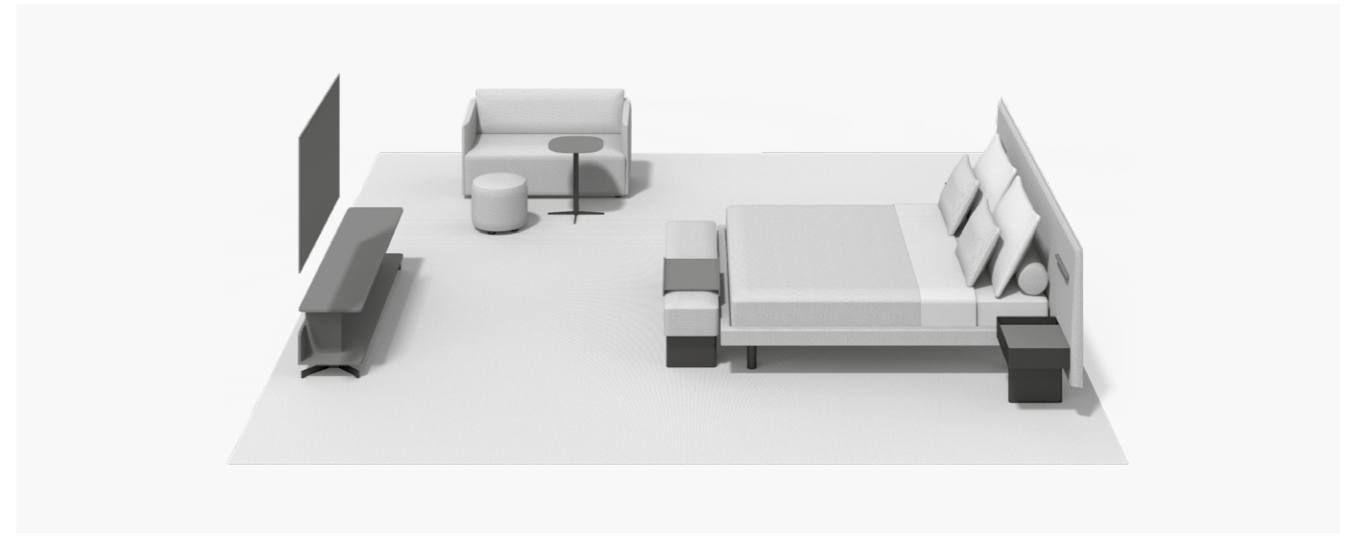


SERB74BSBBGC
SERENE. Armchair. Fauteil. Butaca.
74 x 82 H81
29.13"x 32.28" H31.89"
Cross-shaped metal base, fixed or rotating with auto-return.
Base métallique en croix, fixe ou pivotante avec retour automatique.
Base metálica en cruz, fija o giratoria con retorno.



TABTRT43FC
TAB. Task table. Mesita task.
43 x 43 H55.6
16.91"x 16.91"x 21.89"
Round top. Cross-shaped base.
Plateau rond. Base en croix.
Sobre redondo. Base en cruz.

COMPOSITION 4



SILB180200BEML
SILENCE. Bed. Lit. Cama.
323 x 217 H106
126.97"x 85.43" H41.73"
Mattress. Matelas. Colchón.
180 x 200 70.87"x 78.74"



SUMP165BS
SUMA. Bench. Banquette. Banco.
165 x 35 H40
64.96"x 13.78" H15.75"
Elevated base.
Cadre haut.
Base suspendida.



MIKT55
MIKA. Tray. Plateau. Bandeja.
55 x 37 H6
21.65"x 14.57" H2.36"



PULMU194PD
PULSE. Furniture. Meuble. Mueble.
194 x 40 H45
76.38"x 15.75" H17.72"



VECS134
VENICE. Sofa. Canapé. Sofá.
71 x 134 H71
27.95"x 52.76" H27.95"
Standard LDPE bases.
Bases PEED standard.
Bases LDPE standard.



DEPP43A
DEPART. Round ottoman. Pouf rond. Ottoman redondo.
43 x 43 H46
16.93"x 16.93" H18.11"



TABTST43FP
TAB. Task table. Mesita task.
43 x 43 H55.6
16.91"x 16.91"x 21.89"
Superellipse top. Superellipse base.
Plateau superellipse. Base superellipse.
Sobre superellipse. Base superellipse.

TECHNICAL SPECIFICATIONS.

ELEVATED BED FRAME. CADRE DE LIT HAUT. BASE SUSPENDIDA.
TABLE WITH STORAGE UNIT AND LAMP. TABLE AVEC COFFRE ET LAMPE.
MESITA CONTENEDOR CON LÁMPARA.

Features. Traits. Características.



- Bed with removable upholstery on headboard and frame. The leather upholstery option is non-removable.
- Structure made of wood covered in flexible cold shaped polyurethane foam and polyester fiber.
- Slatted base and frame made of plywood.
- Different options of cylindrical, 6 cm diameter bases: made of oak wood, or of metal lacquered in manganese color polyester powder coat paint. LDPE and felt stops.
- Metal table with storage unit lacquered in manganese color polyester powder coat paint. Features a sliding oak wood top. The lamp's light switch and two USB charging outlets (HÄFELE - 2x 5 V) can be found in the interior of the storage unit.
- Solid oak wood lamp integrated into the headboard. LED lighting.
- Lit avec tapisseries tête de lit et cadre de lit déhoussables. L'option tapisserie en cuir n'est pas déhoussable.
- Structure fabriquée en bois et recouverte de mousse de polyuréthane souple à froid et de fibre de polyester.
- Sommier à lattes et cadre fabriqués en contreplaqué.
- Plusieurs options de pieds cylindriques de 6 cm de diamètre : fabriqués en bois de chêne ou bien en acier laqué, recouverts de peinture polyester en poudre et finition manganèse. Patins en PEBD et feutre.
- Table de chevet avec coffre en métal laqué recouverte de peinture polyester en poudre et finition manganèse. Inclut un plateau coulissant en bois de chêne. L'interrupteur de la lampe et deux prises USB (HÄFELE - 2 x 5 V) sont situés à l'intérieur du coffre.
- Lampe en chêne massif intégrée dans la tête de lit. Éclairage LED.
- Cama con tapicería de cabecero y bastidor desenfundable. La opción de tapizado en piel no es desenfundable.
- Estructura fabricada en madera recubierta de espuma de poliuretano flexible en frío y fibra de poliéster.
- Somier de lamas y bastidor fabricados en madera contrachapada.
- Diferentes opciones de bases cilíndricas de 6 cm de diámetro: fabricadas en madera, de roble, o en metal lacado en pintura de poliéster en polvo color manganeso. Protectores de LDPE y fieltro.
- Mueble mesita contenedor metálico lacado en pintura de poliéster en polvo color manganeso. Incorpora un sobre deslizante en madera de roble. En el interior del contenedor se encuentran el interruptor de encendido de la lámpara y dos tomas de carga USB (HÄFELE - 2x 5 V).
- Lámpara de madera maciza de roble integrada en el cabecero. Iluminación LED.

EXTENDED BED FRAME. CADRE DE LIT RAS DU SOL. BASE A SUELO.
TABLE WITH STORAGE UNIT AND LAMP. TABLE AVEC COFFRE ET LAMPE.
MESITA CONTENEDOR CON LÁMPARA.

Features. Traits. Características.



- Bed with removable upholstery on headboard and frame. The leather upholstery option is non-removable.
- Structure made of wood covered in flexible cold shaped polyurethane foam and polyester fiber.
- Slatted base and frame made of plywood.
- Adjustable mattress height to suit different types of mattresses.
- Bases made of LDPE with felt stops.
- Metal table with storage unit lacquered in manganese color polyester powder coat paint. Features a sliding oak wood top. The lamp's light switch and two USB charging outlets (HÄFELE - 2x 5 V) can be found in the interior of the storage unit.
- Solid oak wood lamp integrated into the headboard. LED lighting.
- Lit avec tapisseries tête de lit et cadre de lit déhoussables. L'option tapisserie en cuir n'est pas déhoussable.
- Structure fabriquée en bois et recouverte de mousse de polyuréthane souple à froid et de fibre de polyester.
- Sommier à lattes et cadre fabriqués en contreplaqué.
- Hauteur du matelas réglable afin de s'adapter à tout type de matelas.
- Bases fabriquées en PEBD et équipées de patins en feutre.
- Table de chevet avec coffre en métal laqué recouverte de peinture polyester en poudre et finition manganèse. Inclut un plateau coulissant en bois de chêne. L'interrupteur de la lampe et deux prises USB (HÄFELE - 2 x 5 V) sont situés à l'intérieur du coffre.
- Lampe en chêne massif intégrée dans la tête de lit. Éclairage LED.
- Cama con tapicería de cabecero y bastidor desenfundable. La opción de tapizado en piel no es desenfundable.
- Estructura fabricada en madera recubierta de espuma de poliuretano flexible en frío y fibra de poliéster.
- Somier de lamas y bastidor fabricados en madera contrachapada.
- Altura de colchón regulable para adaptarse a distintos tipos de colchón.
- Bases fabricadas en LDPE con protectores de fieltro.
- Mueble mesita contenedor metálico lacado en pintura de poliéster en polvo color manganeso. Incorpora un sobre deslizante en madera de roble. En el interior del contenedor se encuentran el interruptor de encendido de la lámpara y dos tomas de carga USB (HÄFELE - 2x 5 V).
- Lámpara de madera maciza de roble integrada en el cabecero. Iluminación LED.



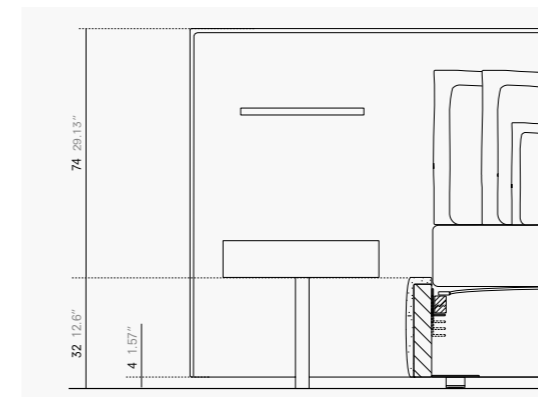
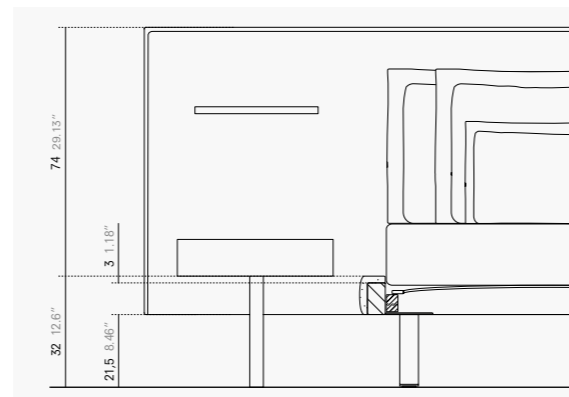
LEG6X6O

Solid oak. Chêne massif.
Roble macizo.
6 x 6 H21.5
2.36" x 2.36" H8.46"

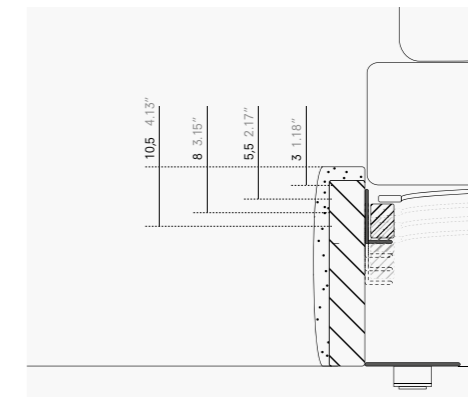


LEG6X6M

Metal. Métal. Metal.
6 x 6 H21.5
2.36" x 2.36" H8.46"



Adjustable mattress height. Altura de colchón regulable. Altura de colchón regulable.



The slatted base supports can be fixed at four different positions. Depth of slatted base support in relation to the top of the bed frame: 4.13" / 3.15" / 2.17" / 1.18".

Les supports du sommier sont réglables sur quatre positions de hauteur. Profondeur du support du sommier par rapport à la partie haute de la base :

10,5 cm / 8 cm / 5,5 cm / 3 cm.

Los soportes del somier pueden fijarse en cuatro posiciones diferentes. Profundidad del soporte del somier con respecto al tope de la base:

10,5 cm / 8 cm / 5,5 cm / 3 cm.

ELEVATED BED FRAME. CADRE DE LIT HAUT. BASE SUSPENDIDA.



- Bed with removable upholstery on headboard and frame. The leather upholstery option is non-removable.
- Structure made of wood covered in flexible cold shaped polyurethane foam and polyester fiber.
- Slatted base and frame made of plywood.
- Different options of cylindrical, 6 cm diameter bases: made of walnut or oak wood, or of metal lacquered in manganese color polyester powder coat paint. LDPE and felt stops.

Features. Traits. Características.

- Lit avec tapisseries tête de lit et cadre de lit déhoussables. L'option tapisserie en cuir n'est pas déhoussable.
- Structure fabriquée en bois et recouverte de mousse de polyuréthane souple à froid et de fibre de polyester.
- Sommier à lattes et cadre fabriqués en contreplaqué.
- Plusieurs options de pieds cylindriques de 6 cm de diamètre : fabriqués en bois de noyer ou de chêne ou bien en acier laqué, recouverts de peinture polyester en poudre et finition manganèse. Patins en PEBD et feutre.
- Cama con tapicería de cabecero y bastidor desenfundable. La opción de tapizado en piel no es desenfundable.
- Estructura fabricada en madera recubierta de espuma de poliuretano flexible en frío y fibra de poliéster.
- Somier de lamas y bastidor fabricados en madera contrachapada.
- Diferentes opciones de bases cilíndricas de 6 cm de diámetro: fabricadas en madera, de nogal o de roble, o en metal lacado en pintura de poliéster en polvo color manganeso. Protectores de LDPE y fieltro.

EXTENDED BED FRAME. CADRE DE LIT RAS DU SOL. BASE A SUELO.



- Bed with removable upholstery on headboard and frame. The leather upholstery option is non-removable.
- Structure made of wood covered in flexible cold shaped polyurethane foam and polyester fiber.
- Slatted base and frame made of plywood.
- Adjustable mattress height to suit different types of mattresses.
- Bases made of LDPE with felt stops.

Features. Traits. Características.

- Lit avec tapisseries tête de lit et cadre de lit déhoussables. L'option tapisserie en cuir n'est pas déhoussable.
- Structure fabriquée en bois et recouverte de mousse de polyuréthane souple à froid et de fibre de polyester.
- Sommier à lattes et cadre fabriqués en contreplaqué.
- Hauteur du matelas réglable afin de s'adapter à tout type de matelas.
- Bases fabriquées en PEBD et équipées de patins en feutre.
- Cama con tapicería de cabecero y bastidor desenfundable. La opción de tapizado en piel no es desenfundable.
- Estructura fabricada en madera recubierta de espuma de poliuretano flexible en frío y fibra de poliéster.
- Somier de lamas y bastidor fabricados en madera contrachapada.
- Altura de colchón regulable para adaptarse a distintos tipos de colchón.
- Bases fabricadas en LDPE con protectores de fieltro.

**LEG6X6O**

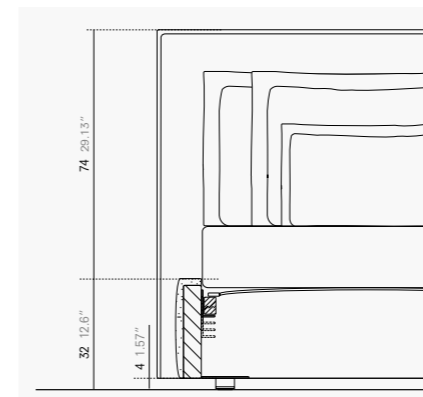
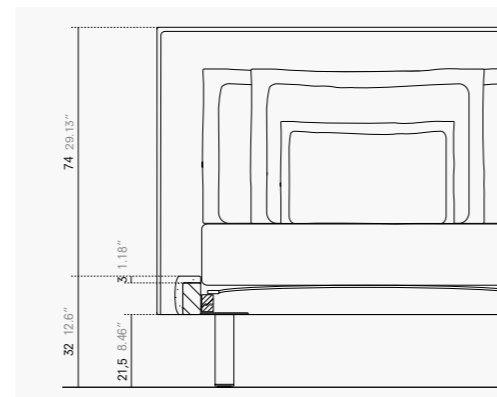
Solid oak. Chêne massif.
Roble macizo.
6 x 6 H21.5
2.36"x 2.36" H8.46"

**LEG6X6W**

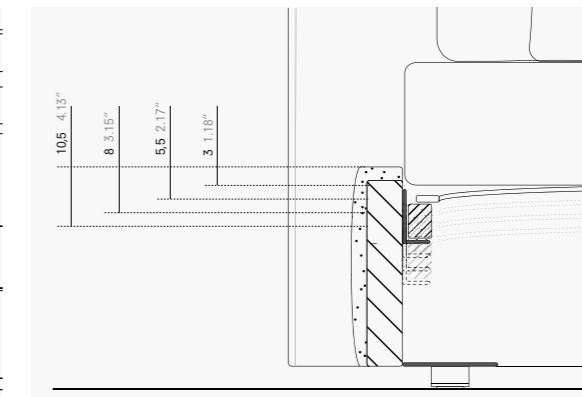
Solid walnut. Noyer massif.
Nogal macizo.
6 x 6 H21.5
2.36"x 2.36" H8.46"

**LEG6X6M**

Metal. Métal. Metal.
6 x 6 H21.5
2.36"x 2.36" H8.46"



Adjustable mattress height. Hauteur de matelas réglable. Altura de colchón regulable.



The slatted base supports can be fixed at four different positions. Depth of slatted base support in relation to the top of the bed frame: 4.13" / 3.15" / 2.17" / 1.18".


Les supports du sommier sont réglables sur quatre positions de hauteur. Profondeur du support du sommier par rapport à la partie haute de la base :

10,5 cm / 8 cm / 5,5 cm / 3 cm.

Los soportes del somier pueden fijarse en cuatro posiciones diferentes. Profundidad del soporte del somier con respecto al tope de la base:

10,5 cm / 8 cm / 5,5 cm / 3 cm.

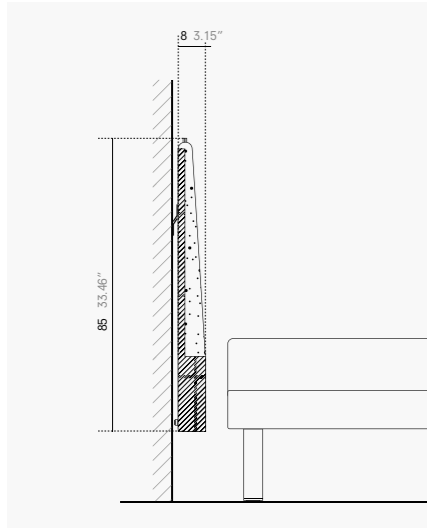
HEADBOARD. TÊTE DE LIT. CABECERO.



- Separate headboard with removable upholstery. The leather upholstery option is non-removable.
- Wooden frame covered with flexible cold shaped polyurethane foam.

Features. Traits. Características.

- Tête de lit indépendante avec tapiserie déhoussable. L'option tapiserie en cuir n'est pas déhoussable.
- Cadre en bois recouvert de mousse de polyuréthane souple à froid et de fibre de polyester.
- Cabecero independiente con tapicería desenfundable. La opción de tapizado en piel no es desenfundable.
- Bastidor de madera recubierto de espuma de poliuretano flexible en frío y fibra de poliéster.



CONFIGURATOR. CONFIGURATEUR. CONFIGURADOR.



Example of a 180 cm x 200 cm mattress. Exemple de matelas de 180 cm x 200 cm. Ejemplo de colchón de 180 cm x 200 cm.

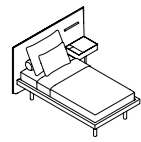
MATTRESS. MATELAS. COLCHÓN

		105 41.34"	150 59.06"	160 62.99"	180 70.87"	200 78.74"	153 60.24"	183 72.05"	193 75.98"
	Elevated bed frame. Cadre de lit haut. Base suspendida.	Ref. SILB105200BSML	SILB150200BSML	SILB160200BSML	SILB180200BSML	SILB200200BSML	SILB153203BSML	SILB183203BSML	SILB193203BSML
	Extended bed frame. Cadre de lit ras du sol. Base a suelo.	Ref. SILB105200BEML	SILB150200BEML	SILB160200BEML	SILB180200BEML	SILB200200BEML	SILB153203BEML	SILB183203BEML	SILB193203BEML
	Elevated bed frame. Cadre de lit haut. Base suspendida.	Ref. SILB105200BS	SILB150200BSML	SILB160200BSML	SILB180200BSML	SILB200200BSML	SILB153203BSML	SILB183203BSML	SILB193203BSML
	Extended bed frame. Cadre de lit ras du sol. Base a suelo	Ref. SILB105200BE	SILB150200BE	SILB160200BE	SILB180200BE	SILB200200BE	SILB153203BE	SILB183203BE	SILB193203BE
	SUMA. Elevated base. Base suspendue. Base suspendida.	Ref. SUMP95BS	SUMP135BS	SUMP135BS	SUMP165BS	SUMP165BS	SUMP135BS	SUMP165BS	SUMP165BS
	SUMA. Extended frame. Cadre large. Base a suelo.	Ref. SUMP95BE	SUMP135BE	SUMP135BE	SUMP165BE	SUMP165BE	SUMP135BE	SUMP165BE	SUMP165BE
	A Roll. Rouleau. Rulo	Ref. ROL80D20	ROL70D20	ROL70D20	ROL80D20	ROL90D20	ROL70D20	ROL80D20	ROL90D20
		Uni. (x1)	(x2)	(x2)	(x2)	(x2)	(x2)	(x2)	(x2)
	B Cushion. Coussin. Cojín	Ref. CUBO70H45	CUBO60H45	CUBO60H45	CUBO70H45	CUBO70H45	CUBO60H45	CUBO70H45	CUBO70H45
		Uni. (x1)	(x2)	(x2)	(x2)	(x2)	(x2)	(x2)	(x2)
	C Lumbar cushion. Coussin lombaire. Cojín lumbar.	Ref. CUBO50H30	CUBO40H30	CUBO40H30	CUBO50H30	CUBO50H30	CUBO40H30	CUBO50H30	CUBO50H30
		Uni. (x1)	(x2)	(x2)	(x2)	(x2)	(x2)	(x2)	(x2)

DIMENSIONS.

ELEVATED BED FRAME. CADRE DE LIT HAUT. BASE SUSPENDIDA.

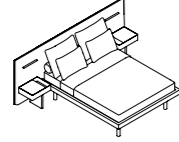
*Beds available for 190 cm mattress. Lits disponibles pour matelas de 190 cm. Camas disponibles para colchón de 190 cm.



SILB105200BSML

Bed. Lit. Cama.
190 x 217 H106
74.80"x 85.43" H41.73"

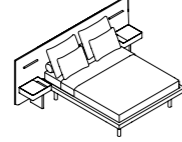
Mattress. Matelas. Colchón.
105 x 200 41.34"x 78.74"



SILB150200BSML

Bed. Lit. Cama.
293 x 217 H106
115.35"x 85.43" H41.73"

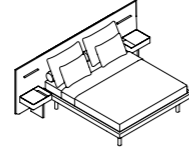
Mattress. Matelas. Colchón.
150 x 200 59.06"x 78.74"



SILB160200BSML

Bed. Lit. Cama.
303 x 217 H106
119.29"x 85.43" H41.73"

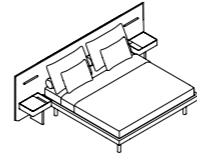
Mattress. Matelas. Colchón.
160 x 200 62.99"x 78.74"



SILB180200BSML

Bed. Lit. Cama.
323 x 217 H106
126.97"x 85.43" H41.73"

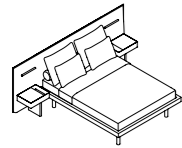
Mattress. Matelas. Colchón.
180 x 200 70.87"x 78.74"



SILB200200BSML

Bed. Lit. Cama.
343 x 217 H106
135.04"x 85.43" H41.73"

Mattress. Matelas. Colchón.
200 x 200 78.74"x 78.74"

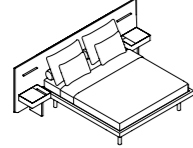


SILB153203BSML

Queen Size (AU | US)

Bed. Lit. Cama.
296 x 220 H106
116.53"x 86.61" H41.73"

Mattress. Matelas. Colchón.
153 x 203 60.24"x 79.92"

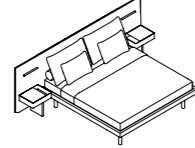


SILB183203BSML

King Size (AU)

Bed. Lit. Cama.
326 x 220 H106
128.35"x 86.61" H41.73"

Mattress. Matelas. Colchón.
183 x 203 72.05"x 79.92"



SILB193203BSML

King Size (US)

Bed. Lit. Cama.
336 x 220 H106
132.28"x 86.61" H41.73"

Mattress. Matelas. Colchón.
193 x 203 75.98"x 79.92"

Optional bases. Bases optionnelles. Bases opcionales.



LEG6X6O

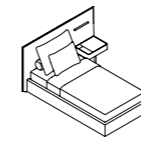
Solid oak. Chêne massif.
Roble macizo.
6 x 6 H21.5
2.36"x 2.36" H8.46"

LEG6X6M

Metal. Métal. Metal.
6 x 6 H21.5
2.36"x 2.36" H8.46"

EXTENDED BED FRAME. CADRE DE LIT RAS DU SOL. BASE A SUELO.

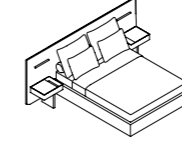
*Beds available for 190 cm mattress. Lits disponibles pour matelas de 190 cm. Camas disponibles para colchón de 190 cm.



SILB105200BEML

Bed. Lit. Cama.
190 x 217 H106
74.80"x 85.43" H41.73"

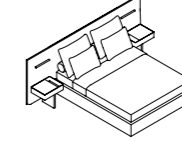
Mattress. Matelas. Colchón.
105 x 200 41.34"x 78.74"



SILB150200BEML

Bed. Lit. Cama.
293 x 217 H106
115.35"x 85.43" H41.73"

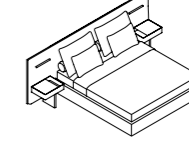
Mattress. Matelas. Colchón.
150 x 200 59.06"x 78.74"



SILB160200BEML

Bed. Lit. Cama.
303 x 217 H106
119.29"x 85.43" H41.73"

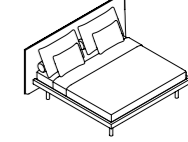
Mattress. Matelas. Colchón.
160 x 200 62.99"x 78.74"



SILB180200BEML

Bed. Lit. Cama.
323 x 217 H106
126.97"x 85.43" H41.73"

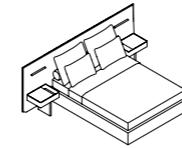
Mattress. Matelas. Colchón.
180 x 200 70.87"x 78.74"



SILB200200BEML

Bed. Lit. Cama.
343 x 217 H106
135.04"x 85.43" H41.73"

Mattress. Matelas. Colchón.
200 x 200 78.74"x 78.74"

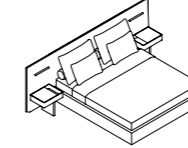


SILB153203BEML

Queen Size (AU | US)

Bed. Lit. Cama.
296 x 220 H106
116.53"x 86.61" H41.73"

Mattress. Matelas. Colchón.
153 x 203 60.24"x 79.92"

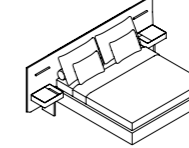


SILB183203BEML

King Size (AU)

Bed. Lit. Cama.
326 x 220 H106
128.35"x 86.61" H41.73"

Mattress. Matelas. Colchón.
183 x 203 72.05"x 79.92"



SILB193203BEML

King Size (US)

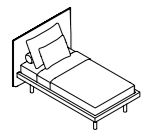
Bed. Lit. Cama.
336 x 220 H106
132.28"x 86.61" H41.73"

Mattress. Matelas. Colchón.
193 x 203 75.98"x 79.92"

SILENCE.

ELEVATED BED FRAME. CADRE DE LIT HAUT. BASE SUSPENDIDA.

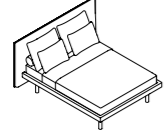
*Beds available for 190 cm mattress. Lits disponibles pour matelas de 190 cm. Camas disponibles para colchón de 190 cm.



SILB105200BS

Bed. Lit. Cama.
131 x 217 H106
51.57"x 85.43" H41.73"

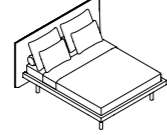
Mattress. Matelas. Colchón.
105 x 200 41.34"x 78.74"



SILB150200BS

Bed. Lit. Cama.
176 x 217 H106
69.29"x 85.43" H41.73"

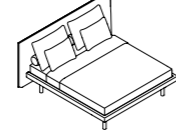
Mattress. Matelas. Colchón.
150 x 200 59.06"x 78.74"



SILB160200BS

Bed. Lit. Cama.
186 x 217 H106
73.23"x 85.43" H41.73"

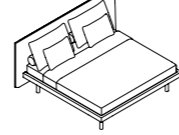
Mattress. Matelas. Colchón.
160 x 200 62.99"x 78.74"



SILB180200BS

Bed. Lit. Cama.
206 x 217 H106
81.10"x 85.43" H41.73"

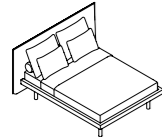
Mattress. Matelas. Colchón.
180 x 200 70.87"x 78.74"



SILB200200BS

Bed. Lit. Cama.
226 x 217 H106
88.98"x 85.43" H41.73"

Mattress. Matelas. Colchón.
200 x 200 78.74"x 78.74"

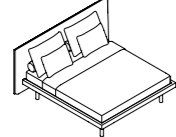


SILB153203BS

Queen Size (AU | US)

Bed. Lit. Cama.
179 x 220 H106
70.47"x 86.61" H41.73"

Mattress. Matelas. Colchón.
153 x 203 60.24"x 79.92"

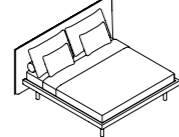


SILB183203BS

King Size (AU)

Bed. Lit. Cama.
209 x 220 H106
82.28"x 86.61" H41.73"

Mattress. Matelas. Colchón.
183 x 203 72.05"x 79.92"



SILB193203BS

King Size (US)

Bed. Lit. Cama.
219 x 220 H106
86.22"x 86.61" H41.73"

Mattress. Matelas. Colchón.
193 x 203 75.98"x 79.92"

Optional bases. Bases optionnelles. Bases opcionales.



LEG6X6O

Solid oak. Chêne massif.
Roble macizo.

6 x 6 H21.5
2.36"x 2.36" H8.46"

LEG6X6W

Solid walnut. Noyer massif.
Nogal macizo.

6 x 6 H21.5
2.36"x 2.36" H8.46"

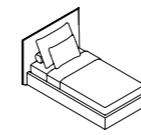
LEG6X6M

Metal. Métal. Metal.

6 x 6 H21.5
2.36"x 2.36" H8.46"

EXTENDED BED FRAME. CADRE DE LIT RAS DU SOL. BASE A SUELO.

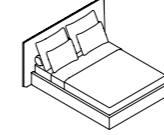
*Beds available for 190 cm mattress. Lits disponibles pour matelas de 190 cm. Camas disponibles para colchón de 190 cm.



SILB105200BE

Bed. Lit. Cama.
131 x 217 H106
51.57"x 85.43" H41.73"

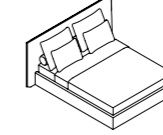
Mattress. Matelas. Colchón.
105 x 200 41.34"x 78.74"



SILB150200BE

Bed. Lit. Cama.
176 x 217 H106
69.29"x 85.43" H41.73"

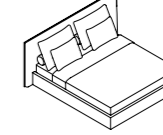
Mattress. Matelas. Colchón.
150 x 200 59.06"x 78.74"



SILB160200BE

Bed. Lit. Cama.
186 x 217 H106
73.23"x 85.43" H41.73"

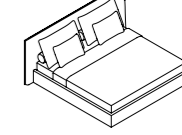
Mattress. Matelas. Colchón.
160 x 200 62.99"x 78.74"



SILB180200BE

Bed. Lit. Cama.
206 x 217 H106
81.10"x 85.43" H41.73"

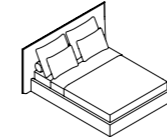
Mattress. Matelas. Colchón.
180 x 200 70.87"x 78.74"



SILB200200BE

Bed. Lit. Cama.
226 x 217 H106
88.98"x 85.43" H41.73"

Mattress. Matelas. Colchón.
200 x 200 78.74"x 78.74"

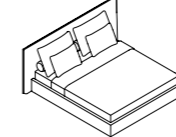


SILB153203BE

Queen Size (AU | US)

Bed. Lit. Cama.
179 x 220 H106
70.47"x 86.61" H41.73"

Mattress. Matelas. Colchón.
153 x 203 60.24"x 79.92"

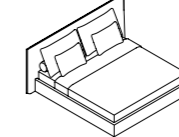


SILB183203BE

King Size (AU)

Bed. Lit. Cama.
209 x 220 H106
82.28"x 86.61" H41.73"

Mattress. Matelas. Colchón.
183 x 203 72.05"x 79.92"



SILB193203BE

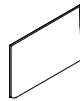
King Size (US)

Bed. Lit. Cama.
219 x 220 H106
86.22"x 86.61" H41.73"

Mattress. Matelas. Colchón.
193 x 203 75.98"x 79.92"

SILENCE.

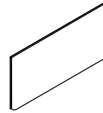
HEADBOARD. TÊTE DE LIT. CABECERO.



SILH105

Headboard. Tête de lit.
Cabecero.
131 x 8 H85
51.57"x 2.95" H33.27"

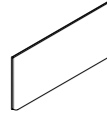
Mattress. Matelas. Colchón.
105 41.34"



SILH150

Headboard. Tête de lit.
Cabecero.
176 x 8 H85
69.29"x 2.95" H33.27"

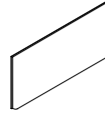
Mattress. Matelas. Colchón.
150 59.06"



SILH160

Headboard. Tête de lit.
Cabecero.
186 x 8 H85
73.23"x 2.95" H33.27"

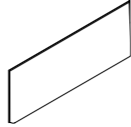
Mattress. Matelas. Colchón.
160 62.99"



SILH180

Headboard. Tête de lit.
Cabecero.
206 x 8 H85
81.10"x 2.95" H33.27"

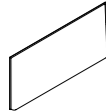
Mattress. Matelas. Colchón.
180 70.87"



SILH200

Headboard. Tête de lit.
Cabecero.
226 x 8 H85
88.98"x 2.95" H39.76"

Mattress. Matelas. Colchón.
200 78.74"

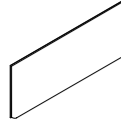


SILH153

Queen Size (AU | US)

Headboard. Tête de lit.
Cabecero.
179 x 8 H85
70.47"x 2.95" H33.27"

Mattress. Matelas. Colchón.
153 60.24"

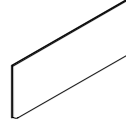


SILH183

King Size (AU)

Headboard. Tête de lit.
Cabecero.
209 x 8 H85
82.28"x 2.95" H33.27"

Mattress. Matelas. Colchón.
183 72.05"



SILH193

King Size (US)

Headboard. Tête de lit.
Cabecero.
219 x 8 H85
86.22"x 2.95" H33.27"

Mattress. Matelas. Colchón.
193 75.98"

BENCHES. BANQUETTES. BANCOS.

SUMA. Elevated base. Cadre haut. Base suspendida.



SUMP95BS

95 x 35 H40
37.4"x 13.78" H15.75"

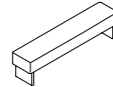
Mattress. Matelas. Colchón.
105 41.34"



SUMP135BS

135 x 35 H40
53.15"x 13.78" H15.75"

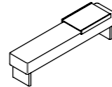
Mattress. Matelas. Colchón.
150 59.06" | 160 62.99"
153 60.24"



SUMP165BS

165 x 35 H40
64.96"x 13.78" H15.75"

Mattress. Matelas. Colchón.
180 70.87" | 200 78.74"
183 72.05" | 193 75.98"



MIKT55

Tray. Plateau. Bandeja.
55 x 37 H6
21.65"x 14.57" H2.36"

SUMA. Extended frame. Cadre large. Base a suelo.



SUMP95BE

95 x 35 H40
37.4"x 13.78" H15.75"

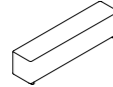
Mattress. Matelas. Colchón.
105 41.34"



SUMP135BE

135 x 35 H40
53.15"x 13.78" H15.75"

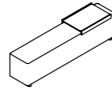
Mattress. Matelas. Colchón.
150 59.06" | 160 62.99"
153 60.24"



SUMP165BE

165 x 35 H40
64.96"x 13.78" H15.75"

Mattress. Matelas. Colchón.
180 70.87" | 200 78.74"
183 72.05" | 193 75.98"



MIKT55

Tray. Plateau. Bandeja.
55 x 37 H6
21.65"x 14.57" H2.36"

ROUND OTTOMANS. POUFS ROUNDS. OTTOMANS REDONDOS.

DEPART. Ottomans. Poufs. Ottomans.



DEPP43B

43 x 43 H39
16.93"x 16.93" H15.35"



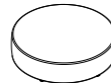
DEPP63B

63 x 63 H39
24.8"x 24.8" H15.35"



DEPP93B

93 x 93 H39
36.61"x 36.61" H15.35"



DEPP138B

138 x 138 H39
54.33"x 54.33" H15.35"



DEPP43A

43 x 43 H46
16.93"x 16.93" H18.11"

TABLES. MESAS.

TAB. Coffee tables. Tables basses. Mesas de café. H46,5 CM - H18.31"



TABCRT60FP

60 x 60 H46.5
25.58"x 25.58"x 18.31"

Round top. Superellipse base.
Plateau rond. Base superellipse.
Sobre redondo. Base superellipse.



TABCST60FP

60 x 60 H46.5
25.58"x 25.58"x 18.31"

Superellipse top. Superellipse base.
Plateau superellipse. Base superellipse.
Sobre superellipse. Base superellipse.



TABCRT60FC

60 x 60 H46.5
25.58"x 25.58"x 18.31"

Round top. Cross-shaped base.
Plateau rond. Base en croix.
Sobre redondo. Base en cruz.



TABCST60FC

60 x 60 H46.5
25.58"x 25.58"x 18.31"

Superellipse top. Cross-shaped base.
Plateau superellipse. Base en croix.
Sobre superellipse. Base en cruz.



TABCRT85FP

85 x 85 H46.5
33.46"x 33.46"x 18.31"

Round top. Superellipse base.
Plateau rond. Base superellipse.
Sobre redondo. Base superellipse.



TABCST85FP

85 x 85 H46.5
33.46"x 33.46"x 18.31"

Superellipse top. Superellipse base.
Plateau superellipse. Base superellipse.
Sobre superellipse. Base superellipse.



TABCRT85FC

85 x 85 H46.5
33.46"x 33.46"x 18.31"

Round top. Cross-shaped base.
Plateau rond. Base en croix.
Sobre redondo. Base en cruz.



TABCST85FC

85 x 85 H46.5
33.46"x 33.46"x 18.31"

Superellipse top. Cross-shaped base.
Plateau superellipse. Base en croix.
Sobre superellipse. Base en cruz.

TAB. Task table. Mesita task. H55,6 CM - H21.89"



TABTRT43FP

43 x 43 H55.6
16.91"x 16.91"x 21.89"

Round top. Superellipse base.
Plateau rond. Base superellipse.
Sobre redondo. Base superellipse.



TABTST43FP

43 x 43 H55.6
16.91"x 16.91"x 21.89"

Superellipse top. Superellipse base.
Plateau superellipse. Base superellipse.
Sobre superellipse. Base superellipse.



TABTRT43FC

43 x 43 H55.6
16.91"x 16.91"x 21.89"

Round top. Cross-shaped base.
Plateau rond. Base en croix.
Sobre redondo. Base en cruz.



TABTST43FC

43 x 43 H55.6
16.91"x 16.91"x 21.89"

Superellipse top. Cross-shaped base.
Plateau superellipse. Base en croix.
Sobre superellipse. Base en cruz.



TABTRT50FC

50 x 26 H50.8
19.69"x 10.24"x 20"

Rectangular top. Cross-shaped base.
Plateau rectangulaire. Base en croix.
Sobre rectangular. Base en cruz.

TAB. Occasional tables. Tables d'appoint. Mesas auxiliares. H55,6 CM - H21.89"



TABORT60FP

60 x 60 H55.6
25.58"x 25.58"x 21.89"

Round top. Superellipse base.
Plateau rond. Base superellipse.
Sobre redondo. Base superellipse.



TABOST60FP

60 x 60 H55.6
25.58"x 25.58"x 21.89"

Superellipse top. Superellipse base.
Plateau superellipse. Base superellipse.
Sobre superellipse. Base superellipse.



TABORT60FC

60 x 60 H55.6
25.58"x 25.58"x 21.89"

Round top. Cross-shaped base.
Plateau rond. Base en croix.
Sobre redondo. Base en cruz.



TABOST60FC

60 x 60 H55.6
25.58"x 25.58"x 21.89"

Superellipse top. Cross-shaped base.
Plateau superellipse. Base en croix.
Sobre superellipse. Base en cruz.

TAB. Coffee Tables. Tables basses. Mesas de café. H46,5 CM - H18.31"

MIKA. Bedside table. Table de chevet. Mesita de noche. H42 CM - H16.54"



TABORT127FP

127,5 x 60 H46.5
50.2"x 25.58"x 18.31"

Rectangular top. Superellipse base.
Plateau rectangulaire. Base superellipse.
Sobre rectangular. Base superellipse.



TABORT127FC

127,5 x 60 H46.5
50.2"x 25.58"x 18.31"

Rectangular top. Cross-shaped base.
Plateau rectangulaire. Base en croix.
Sobre rectangular. Base en cruz.



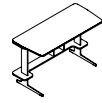
MIKBT55

55 x 37 H42
21.65"x 14.57" H16.54"

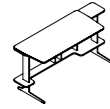
SILENCE.

FURNITURE. MEUBLES. MUEBLES.

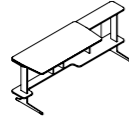
SERENE. Desk. Bureaux. Escritorio.



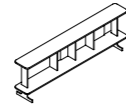
SERD120
120 x 55 H79
47.24"x 21.65" H31.1"



SERD149
149 x 55 H79
58.66"x 21.65" H31.1"



SERD189
189 x 55 H79
74.41"x 21.65" H31.1"



SERMU209
209 x 25 H60
82.28"x 9.84" H23.62"

Also available. Aussi disponible.
También disponible.
149 | 58.66"
169 | 66.54"
189 | 74.41"
229 | 90.16"

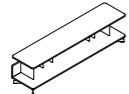
PULSE. Furniture. Meubles. Muebles.



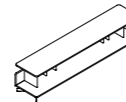
PULMU94PS
94 x 40 H45
37.01"x 15.75" H17.72"



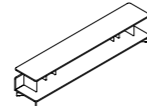
PULMU114PD
114 x 40 H45
44.88"x 15.75" H17.72"



PULMU174PS
174 x 40 H45
68.5"x 15.75" H17.72"



PULMU194PD
194 x 40 H45
76.38"x 15.75" H17.72"



PULMU214PDRT
214 x 40 H45
84.25"x 15.75" H17.72"

ARMCHAIRS AND CHAIRS. FAUTEILS ET CHAISES. BUTACAS Y SILLAS.

BOUVIER. Armchairs. Fauteils. Butacas.



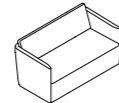
BOUB74GP
74 x 87 H83
29.13"x 34.25" H32.68"
Flat metal base, fixed or rotating with auto-return.
Base métallique avec socle plat, fixe ou pivotante avec retour automatique.
Base metálica plana, fija o giratoria con retorno.



BOUB74GC
74 x 87 H83
29.13"x 34.25" H32.68"
Cross-shaped metal base, fixed or rotating with auto-return.
Base métallique en croix, fixe ou pivotante avec retour automatique.
Base metálica en cruz, fija o giratoria con retorno.



VECB71P
71 x 72 H71
27.95"x 28.35" H27.95"
Standard LDPE bases.
Bases PEBD standard.
Bases LDPE standard.



VECB134
71 x 134 H71
27.95"x 52.76" H27.95"
Standard LDPE bases.
Bases PEBD standard.
Bases LDPE standard.



VECB71GP
71 x 72 H71
27.95"x 28.35" H27.95"
Flat metal base, fixed or rotating with auto-return.
Base métallique avec socle plat, fixe ou pivotante avec retour automatique.
Base metálica plana, fija o giratoria con retorno.

SERENE. Armchairs. Fauteils. Butacas.



SERB74BSBAGP
74 x 82 H81
29.13"x 32.28" H31.89"
Flat metal base, fixed or rotating with auto-return.
Base métallique avec socle plat, fixe ou pivotante avec retour automatique.
Base metálica plana, fija o giratoria con retorno.



SERB74BSBAGC
74 x 82 H81
29.13"x 32.28" H31.89"
Cross-shaped metal base, fixed or rotating with auto-return.
Base métallique en croix, fixe ou pivotante avec retour automatique.
Base metálica en cruz, fija o giratoria con retorno.



SERB74BTBAP
74 x 82 H81
29.13"x 32.28" H31.89"
Standard LDPE bases.
Bases PEBD standard.
Bases LDPE standard.



SERB74BTBAGP
74 x 82 H81
29.13"x 32.28" H31.89"
Flat metal base, fixed or rotating with auto-return.
Base métallique avec socle plat, fixe ou pivotante avec retour automatique.
Base metálica plana, fija o giratoria con retorno.

SERENE. Armchairs. Fauteils. Butacas.



SERB74BSBBGP
74 x 82 H81
29.13"x 32.28" H31.89"
Flat metal base, fixed or rotating with auto-return.
Base métallique avec socle plat, fixe ou pivotante avec retour automatique.
Base metálica plana, fija o giratoria con retorno.



SERB74BSBBGC
74 x 82 H81
29.13"x 32.28" H31.89"
Cross-shaped metal base, fixed or rotating with auto-return.
Base métallique en croix, fixe ou pivotante avec retour automatique.
Base metálica en cruz, fija o giratoria con retorno.



SERB74BTBBP
74 x 82 H81
29.13"x 32.28" H31.89"
Standard LDPE bases.
Bases PEBD standard.
Bases LDPE standard.



SERB74BTBBGP
74 x 82 H81
29.13"x 32.28" H31.89"
Flat metal base, fixed or rotating with auto-return.
Base métallique avec socle plat, fixe ou pivotante avec retour automatique.
Base metálica plana, fija o giratoria con retorno.

DECK. Armchairs. Fauteils. Butacas.

Upholstered or wood exterior. Structure extérieure tapissée ou en bois. Estructura exterior tapizada o de madera.



DECB74TABE
74 x 76 H83
29.13"x 29.92" H32.68"
U metal bases.
Bases métalliques U.
Bases metálicas U.



DECB74TAGC
74 x 76 H83
29.13"x 29.92" H32.68"
Flat metal base, fixed or rotating with auto-return.
Base métallique avec socle plat, fixe ou pivotante avec retour automatique.
Base metálica en cruz, fija o giratoria con retorno.



DECB74TAGP
74 x 76 H83
29.13"x 29.92" H32.68"
Cross-shaped metal base, fixed or rotating with auto-return.
Base métallique en croix, fixe ou pivotante avec retour automatique.
Base metálica en cruz, fija o giratoria con retorno.

DECK CONTRACT. Armchairs. Fauteils. Butacas.



DKCB74NA/RTBE
74 x 75 H71
29.13"x 29.53" H27.95"
U metal bases.
Bases métalliques U.
Bases metálicas U.



DKCB74NA/RTGC
74 x 75 H71
29.13"x 29.53" H27.95"
Cross-shaped metal base, fixed or rotating with auto-return.
Base métallique en croix, fixe ou pivotante avec retour automatique.
Base metálica en cruz, fija o giratoria con retorno.



DKCB74NA/RTGP
74 x 75 H71
29.13"x 29.53" H27.95"
Flat metal base, fixed or rotating with auto-return.
Base métallique avec socle plat, fixe ou pivotante avec retour automatique.
Base metálica plana, fija o giratoria con retorno.

SERENE. Chairs. Chaises. Sillas.



SERCHR59BSGP
59 x 58 H78
23.23"x 22.83" H30.71"
Flat metal base, fixed or rotating with auto-return.
Base métallique avec socle plat, fixe ou pivotante avec retour automatique.
Base metálica plana, fija o giratoria con retorno.



SERCHR59BSGC
59 x 58 H78
23.23"x 22.83" H30.71"
Cross-shaped metal base, fixed or rotating with auto-return.
Base métallique en croix, fixe ou pivotante avec retour automatique.
Base metálica en cruz, fija o giratoria con retorno.

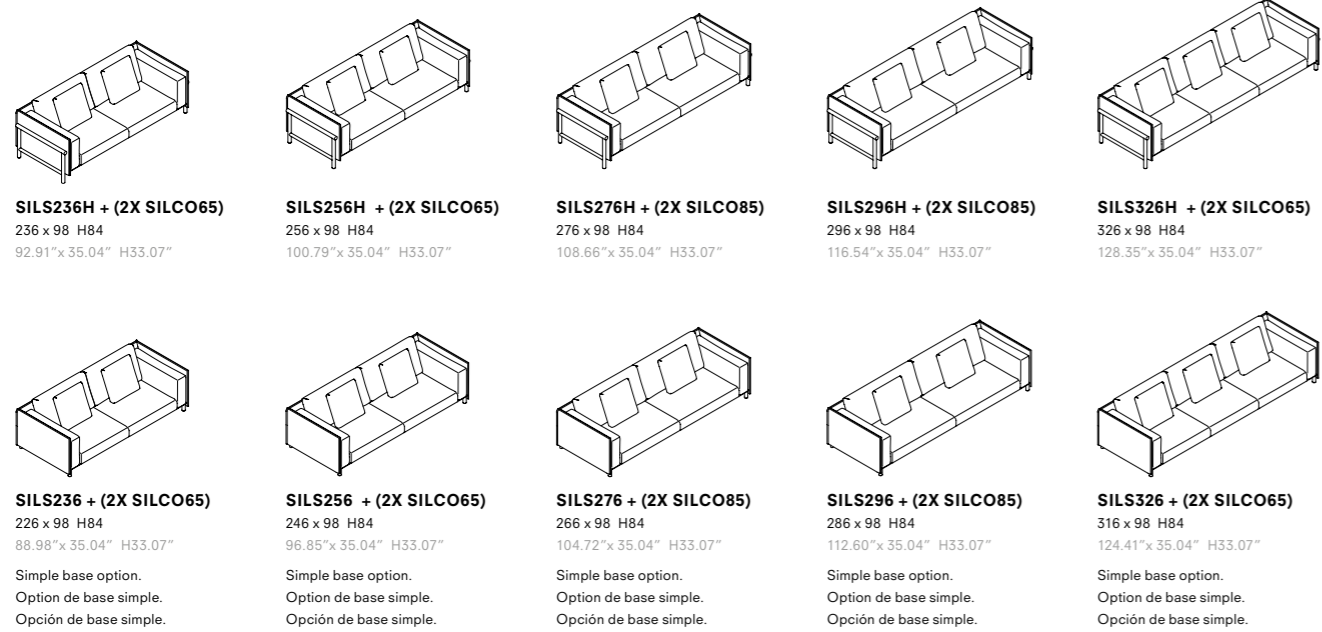


SERCHR59BTBE
59 x 58 H78
23.23"x 22.83" H30.71"
Standard LDPE bases.
Bases PEBD standard.
Bases LDPE standard.

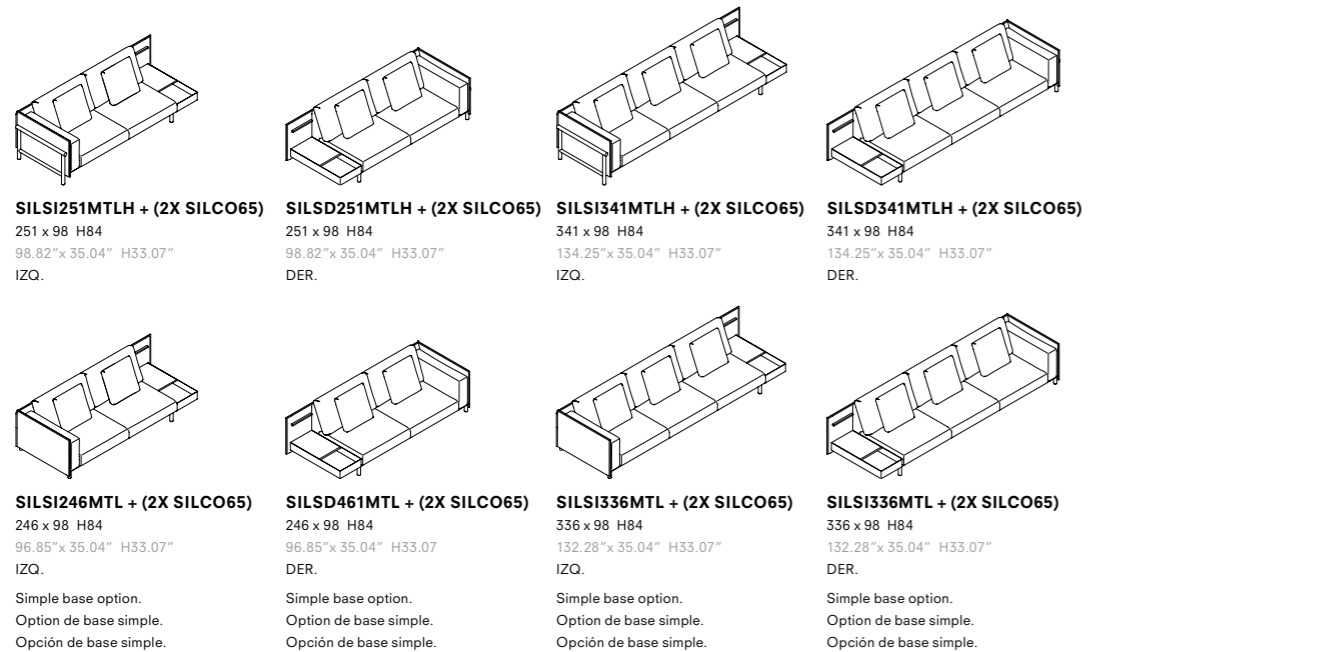


SERCHR59BTGP
59 x 58 H78
23.23"x 22.83" H30.71"
Flat metal base, fixed or rotating with auto-return.
Base métallique avec socle plat, fixe ou pivotante avec retour automatique.
Base metálica plana, fija o giratoria con retorno.

SOFAS. CANAPÉS. SOFÁS.

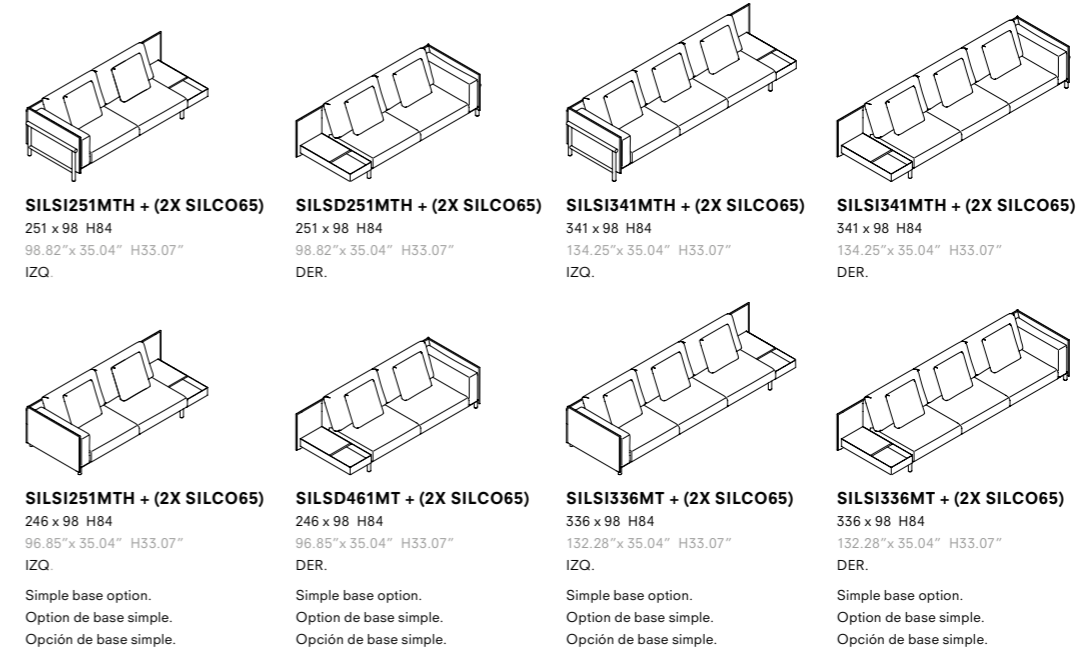


SILENCE. Sofas with 1 arm and terminal box with integrated LED lamp and USB point. Canapés avec 1 accoudoir et boîte terminal avec lampe LED et prise USB intégrée. Sofás con 1 brazo y mueble contenedor terminal con lámpara LED y toma USB integrada.

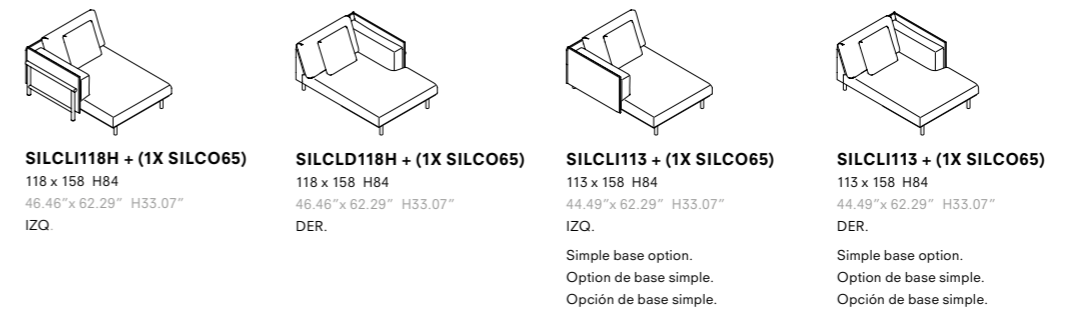


SOFAS. CANAPÉS. SOFÁS.

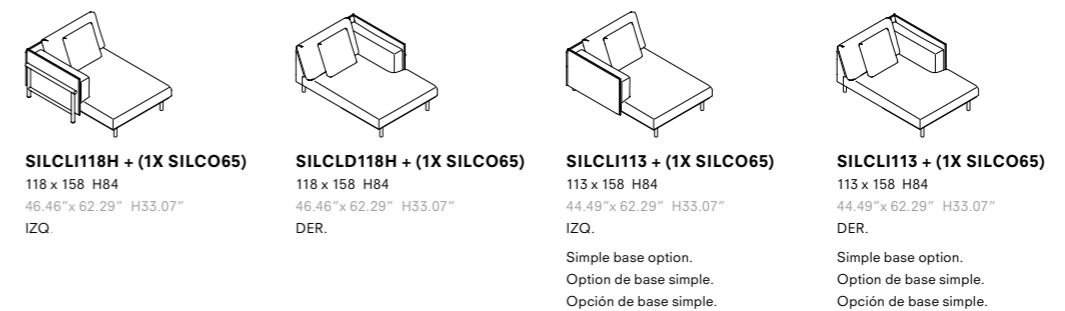
SILENCE. Sofas with 1 arm and terminal box. Canapés avec 1 accoudoir et boîte terminal. Sofás con 1 brazo y mueble contenedor terminal.



SILENCE. Chaise longue.



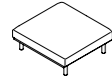
SILENCE. Island. Méridienne. Isla.



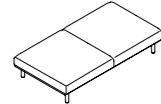
SILENCE.

SOFAS. CANAPÉS. SOFÁS.

SILENCE. Ottomans. Poufs. Ottomans.



SILP90
90 x 98 H40
35.43" x 35.04" H15.75"



SILP180
180 x 98 H40
70.87" x 35.04" H15.75"

ROLLS & CUSHIONS. ROULEAUX ET COUSSINS. RULOS Y COJINES.

Cushions. Coussins. Cojines.



CUBO60H45
60 x H45
23.62" x H17.72"

Oxford cushion.
Coussin Oxford.
Cojín Oxford.



CUBO70H45
70 x H45
27.56" x H17.72"

Oxford cushion.
Coussin Oxford.
Cojín Oxford.



CUBO80H45
80 x H45
31.50" x H17.72"

Oxford cushion.
Coussin Oxford.
Cojín Oxford.



CUBO70H60
70 x H60
27.56" x H23.62"

Oxford cushion.
Coussin Oxford.
Cojín Oxford.



CUB80H60
80 x H60
31.50" H23.62"

Oxford cushion.
Coussin Oxford.
Cojín Oxford.



CUB60H45
60 x H45
23.62" x H17.72"

Cushion. Coussin. Cojín.



CUB70H45
70 x H45
27.56" x H17.72"

Cushion. Coussin. Cojín.

Lumbar cushions. Coussins lombaire. Cojines lumbares.



CUBO40H30
40 x H30
15.75" x H11.81"

Oxford lumbar cushion.
Coussin lombaire Oxford.
Cojín lumbar Oxford.



CUBO50H30
50 x H30
19.69" x H11.81"

Oxford lumbar cushion.
Coussin lombaire Oxford.
Cojín lumbar Oxford.



CUBO60H30
60 x H30
23.62" x H11.81"

Oxford lumbar cushion.
Coussin lombaire Oxford.
Cojín lumbar Oxford.



CUB40H30
40 x H30
15.75" x H11.81"

Lumbar cushion.
Coussin lombaire.
Cojín lumbar.



CUB50H30
50 x H30
19.69" x H11.81"

Lumbar cushion.
Coussin lombaire.
Cojín lumbar.



CUB60H30
60 x H30
23.62" H11.81"

Lumbar cushion.
Coussin lombaire.
Cojín lumbar.

Rolls. Rouleaux. Rulos.



ROL70D20
70 x 20 x 20
27.56" x 7.87" x 7.87"



ROL80D20
80 x 20 x 20
31.5" x 7.87" x 7.87"



ROL90D20
90 x 20 x 20
35.43" x 7.87" x 7.87"

TAPESTRIES & FINISHES.

HOME TEXTILES COLLECTION. COLLECTION TEXTILES MAISON. COLECCIÓN TEJIDOS HOGAR.




DURY
Group. Groupe. Grupo. 1
10 Colors. Couleurs. Colores.



SONNET
Group. Groupe. Grupo. 1
8 Colors. Couleurs. Colores.




NOAH
Group. Groupe. Grupo. 2
14 Colors. Couleurs. Colores.




SAHARA
Group. Groupe. Grupo. 2
23 Colors. Couleurs. Colores.




SAVANE
Grupo. Groupe. Grupo. 2
7 Colors. Couleurs. Colores.



TENZO
Group. Groupe. Grupo. 2
11 Colors. Couleurs. Colores.



DANA
Group. Groupe. Grupo. 2
11 Colors. Couleurs. Colores.



KEY BISCAYNE
Group. Groupe. Grupo. 2
14 Colors. Couleurs. Colores.



BORA BORA
Group. Groupe. Grupo. 3
13 Colors. Couleurs. Colores.




KRONOS
Group. Groupe. Grupo. 3
16 Colors. Couleurs. Colores.



LINARA
Group. Groupe. Grupo. 3
41 Colors. Couleurs. Colores.



MUSA
Group. Groupe. Grupo. 3
9 Colors. Couleurs. Colores.



ROCCO
Group. Groupe. Grupo. 3
9 Colors. Couleurs. Colores.



SERRA
Group. Groupe. Grupo. 3
10 Colors. Couleurs. Colores.




GENT
Group. Groupe. Grupo. 3
13 Colors. Couleurs. Colores.

HOME TEXTILES COLLECTION. COLLECTION TEXTILES MAISON. COLECCIÓN TEJIDOS HOGAR.



ARCHI
Group. Groupe. Grupo. 4
6 Colors. Couleurs. Colores.



MINUETTO
Group. Groupe. Grupo. 4
11 Colors. Couleurs. Colores.



LOPI
Group. Groupe. Grupo. 4
9 Colors. Couleurs. Colores.



GOTHENBURG
Group. Groupe. Grupo. 4
15 Colors. Couleurs. Colores.



MARSALIS
Group. Groupe. Grupo. 4
9 Colors. Couleurs. Colores.



RICO
Group. Groupe. Grupo. 4
10 Colors. Couleurs. Colores.

HOME LEATHER COLLECTION. COLLECTION CUIR MAISON. COLECCIÓN PIEL HOGAR.



ALISEO
Group. Groupe. Grupo. L1
30 Colors. Couleurs. Colores.



NUVOLA
Group. Groupe. Grupo. L2
72 Colors. Couleurs. Colores.



ELMOBALTIQUE
Group. Groupe. Grupo. L2
22 Colors. Couleurs. Colores.

METAL PARTS FINISHES. FINITIONS POUR LES ÉLÉMENTS MÉTALLIQUES. ACABADOS PARA PARTES METÁLICAS.



Manganese metal.
Métal manganèse.
Metal manganeso.

WOOD FINISH. FINITION POUR LE BOIS. ACABADO DE LA MADERA.




Natural oak.
Chêne naturel.
Roble natural.




American walnut.
Noyer américain.
Nogal americano.




Dark stained oak.
Teinté chêne foncé.
Roble teñido oscuro.




SEDA




ALOE




KHAKI



BRICK



RUBI




KOKOA


LEATHER COLORS. COULEURS DE CUIR. COLORES DE PIEL.




NUVOLA 199




NUVOLA 163




ELMOBALTIQUE
88042



NUVOLA 155



NUVOLA 151




NUVOLA 147


DEKTON® COLORS. COULEURS DEKTON®. COLORES DEKTON®.



REM



KELYA



KIRA

HOME COLLECTION.

SINGULAR.



Serene by Mario Ruiz



Serene by Mario Ruiz



Senso by Mario Ruiz



Deck by Mario Ruiz



Daily by Mario Ruiz



Grey by Mario Ruiz



Voilà by Gabriel Teixidó



Serene by Mario Ruiz



Serene chair by Mario Ruiz



Senso by Mario Ruiz



Deck by Mario Ruiz



Grey by Mario Ruiz



Senso by Mario Ruiz



Senso by Mario Ruiz



Senso by Mario Ruiz



Serene by Mario Ruiz



Serene by Mario Ruiz



Serene furniture by Mario Ruiz



Serene by Mario Ruiz

COZY.



Silence by Mario Ruiz



Time by Mario Ruiz



Reset by Gabriel Teixidó



Time by Mario Ruiz



Silence by Mario Ruiz



Silence by Mario Ruiz



Silence by Mario Ruiz



Silence by Mario Ruiz

NEW CLASSIC.



Magnus by Mario Ruiz



Magnus by Mario Ruiz



Venice by Mario Ruiz



Venice by Mario Ruiz



Magnus by Mario Ruiz



Magnus Contract by Mario Ruiz



Venice by Mario Ruiz



Venice by Mario Ruiz



Venice sofa bed by Mario Ruiz



Venice by Mario Ruiz



Venice by Mario Ruiz



Venice by Mario Ruiz

ESSENTIAL.



Pulse by Mario Ruiz



Park



Ego



Moka by Gabriel Teixidó



June



Code



Bouvier by Dario Gagliardini



Hat by Dario Gagliardini



Oslo by Jordi Busquets



Ivy by Mario Ruiz



Ivy by Mario Ruiz



Ivy by Mario Ruiz



Pulse by Mario Ruiz



Pulse by Mario Ruiz



Ivy sofa bed by Mario Ruiz



Suma H 40cm by Mario Ruiz.



Suma H 40cm by Mario Ruiz.



Mika tray by Mario Ruiz



Depart H 39cm by Mario Ruiz.



Depart H 46cm by Mario Ruiz



Pulse by Mario Ruiz



Tab round and square coffee tables
H 46,5 cm by Mario Ruiz



Tab rectangular coffee tables
H 46,5 cm by Mario Ruiz



Tab occasional tables H 55,6 cm
by Mario Ruiz



Tab task table H 55,6 cm by Mario Ruiz



Tab task table H 50,8 cm by Mario Ruiz



Tab work tables H 66,1 cm by Mario Ruiz



Sacha side table by Mario Ruiz



Sacha rectangular coffee tables
by Mario Ruiz



Sacha square coffee table by Mario Ruiz



Sacha SQ side table by Mario Ruiz



Sacha SQ rectangular coffee tables
by Mario Ruiz



Sacha SQ square coffee table
by Mario Ruiz



Mika bedside table by Mario Ruiz

CONTRACT COLLECTION.

SYSTEMS. SYSTÈMES. SISTEMAS MODULARES.



Daily Contract System by Mario Ruiz



Deck Contract System by Mario Ruiz



Depart System by Mario Ruiz



Summ System by Mario Ruiz



Depart Power Modules by Mario Ruiz

SOFAS. CANAPÉS. SOFÁS.



Daily Contract by Mario Ruiz



Deck Contract by Mario Ruiz



Summ by Mario Ruiz



Depart by Mario Ruiz



Depart Screen by Mario Ruiz



Grey Contract by Mario Ruiz



Serene Contract by Mario Ruiz



Venice Contract by Mario Ruiz

ARMCHAIRS. FAUTEILS. BUTACAS.



Bouvier by Dario Gagliardini



Deck by Mario Ruiz



Deck Contract by Mario Ruiz



Depart by Mario Ruiz



Grey by Mario Ruiz



Grey Contract by Mario Ruiz



Hat by Dario Gagliardini



Magnus by Mario Ruiz



Oslo by Jordi Busquets



Senso by Mario Ruiz



Serene by Mario Ruiz



Serene Contract by Mario Ruiz



Serene chair by Mario Ruiz



Serene chair by Mario Ruiz



Time Contract by Mario Ruiz



Venice by Mario Ruiz



Venice Contract by Mario Ruiz

OTTOMANS & BENCHES. POUFS ET BANQUETTES. OTTOMANS Y BANCOS.



Suma H 40cm by Mario Ruiz



Suma H 40cm by Mario Ruiz



Mika tray by Mario Ruiz



Depart H 39cm by Mario Ruiz



Depart H 46cm by Mario Ruiz

FURNITURE. MEUBLES. MUEBLES.



Serene by Mario Ruiz



Serene by Mario Ruiz



Pulse by Mario Ruiz

TABLES. MESAS.



Tab round and square coffee tables
H 46,5 cm by Mario Ruiz



Tab rectangular coffee tables
H 46,5 cm by Mario Ruiz



Tab occasional tables H 55,6 cm
by Mario Ruiz



Tab task table H 55,6 cm by Mario Ruiz



Tab task table H 50,8 cm by Mario Ruiz



Tab work tables H 66,1 cm by Mario Ruiz



Sacha side table by Mario Ruiz



Sacha rectangular coffee tables
by Mario Ruiz



Sacha square coffee table by Mario Ruiz



Sacha SQ side table by Mario Ruiz



Sacha SQ rectangular coffee tables
by Mario Ruiz



Sacha SQ square coffee table
by Mario Ruiz



Mika bedside table by Mario Ruiz

Creative Direction
Mario Ruiz

Concept, Art Direction & Graphic Design
Studio Ainhoa Nagore

Photography
Eugení Pons

Printing
Ce.Ge

Joquer Tapicerías S.A. reserves the right to change, without previous notice, materials, covers, finishes and drawings of the products presented in this catalogue. The textures and colours of materials and finishes are indicative as they are depending on the tolerances of the printing process.

Joquer Tapicerías, S.A. se réserve le droit de modifier sans préavis, les matériaux, tissus, finitions et dessins des produits représentés dans ce catalogue. Les textures et les couleurs des matériaux et des finitions sont à titre indicatif en fonction des variations du processus d'impression.

Joquer Tapicerías S.A. se reserva el derecho de modificar, sin previo aviso, materiales, tejidos, acabados y dibujos de los productos representados en este catálogo. Las texturas y colores de los materiales y acabados son indicativos dependiendo de las variaciones del proceso de impresión.

