

Pivot

design Decoma Design 2007



IT/ Puntano sui caratteri di flessibilità d'uso e di trasformabilità tipici degli interni contemporanei le partizioni Pivot, ideate dal team di progettisti Decoma Design per arricchire di nuove sfumature il rapporto tra i diversi ambienti che compongono una casa così come un luogo di lavoro.

Pivot creano ampie quinte mobili che, ruotando attorno ad un cardine, fungono ora da porta, ora da parete divisoria, ora da elemento di chiusura di una libreria piuttosto che di una cabina armadio. Elementi di arredo dalle molteplici funzionalità, assumono ruoli variabili per assecondare le mutevoli esigenze delle persone che abitano gli spazi: chiudere, schermare, dividere, ma anche collegare le stanze in un nuovo e più dinamico rapporto.

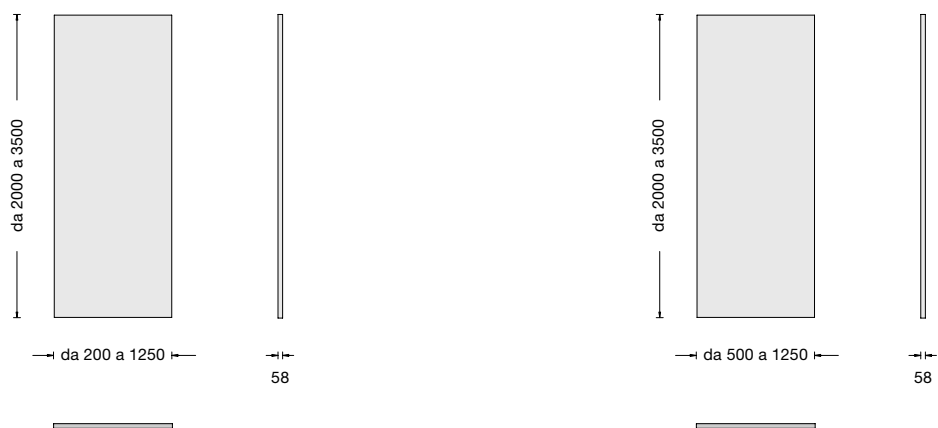
Pivot permette un movimento di rotazione completo leggero e silenzioso e una modalità di ancoraggio poco invasiva; consente inoltre un'assoluta personalizzazione delle partizioni tanto in altezza quanto in larghezza.

EN/ Pivot partitions focus on the characters of use flexibility and transformation capability, typical of contemporary interiors. They were devised by the Decoma Design team to enrich with new nuances the relationship between the rooms making up a home and a workplace.

Pivot are large mobile wings which, by rotating around a hinge, act now as a door, now as a partition wall, now as a closing element of a bookcase or of a cabinet. Furnishing elements with a multiplicity of functions take on variable roles, satisfying the changing requirements of the people who live there: closing, screening, splitting, but also connecting the rooms in a new, more dynamic relationship. Pivot enables a complete, silent rotation movement, and an un-invasive anchorage method. The bearing structure moreover enables complete customising of the partitions in both height and width.

Dettagli
\\ Details





Porta a misura

Pannello a misura


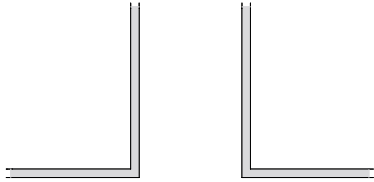
Materiali
Materials

Struttura / Structure

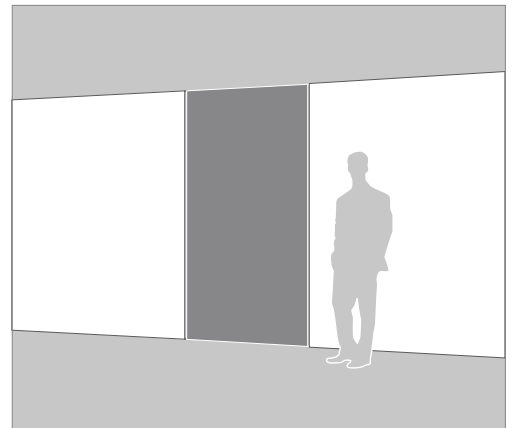
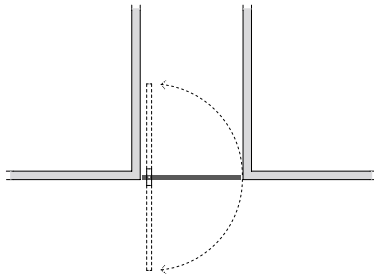
Tamburato rivestito nei legni della collezione Porro e lucido in tutti i colori di campionario

Honeycomb overlaid with woods of Porro collection or matt or glossy lacquer in all colours of our collection


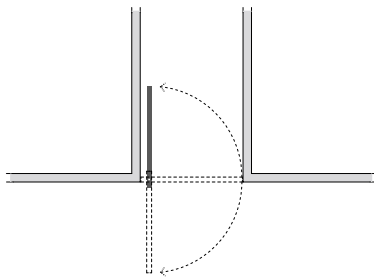
Porta singola a chiusura di un passaggio
\ Single door to close a passage



Vano senza porta \ Space without door


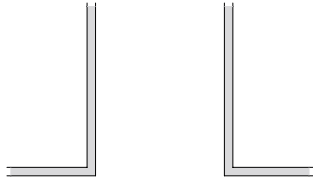


Porta "Pivot" chiusa \ Closed "Pivot" door

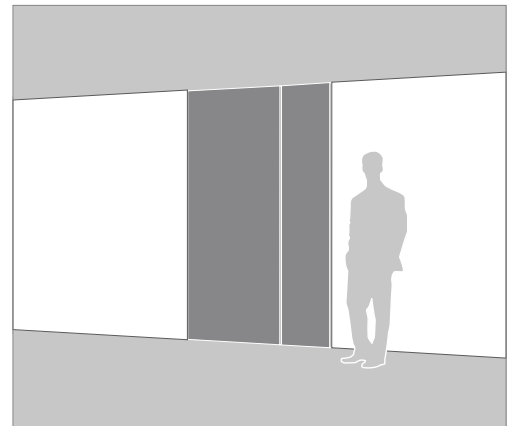
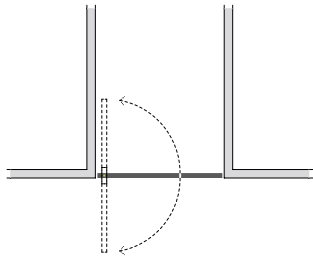


Porta "Pivot" aperta \ Opened "Pivot" door

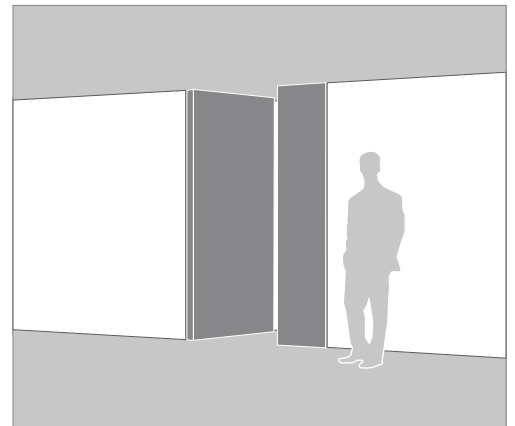
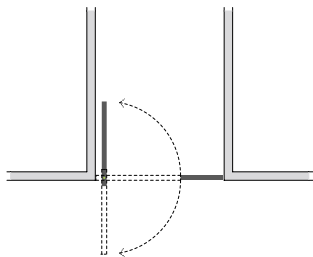
1 Porta + 1 pannello a chiusura di un passaggio
\ 1 Door + 1 panel to close a passage



Vano libero \ Free space




Porta "Pivot" chiusa \ Closed "Pivot" door

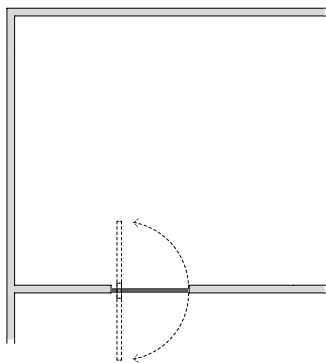
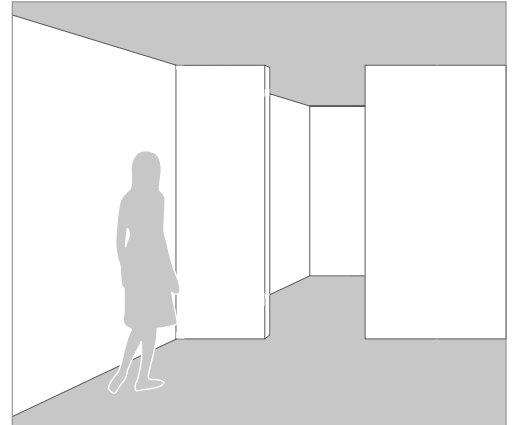


Porta "Pivot" aperta \ Opened "Pivot" door

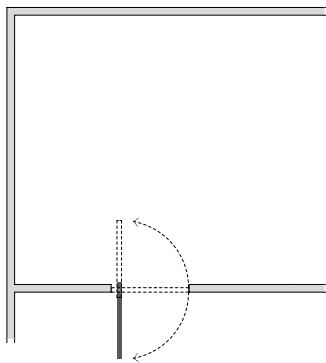
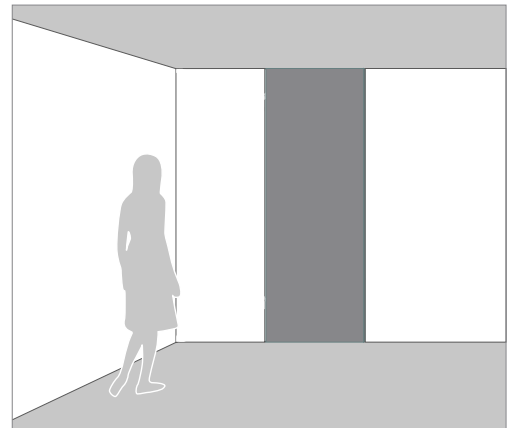
1 Porta tra due stanze
\ 1 Door between two rooms



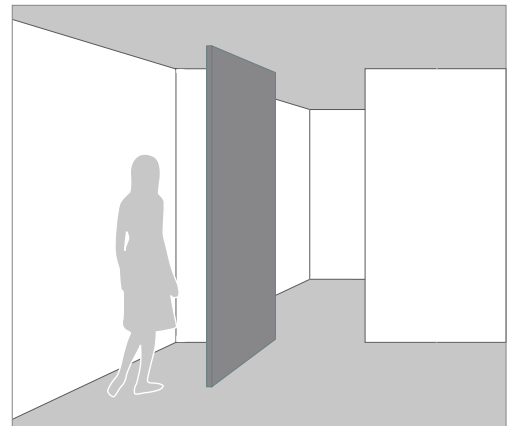
Vano libero \ Free space



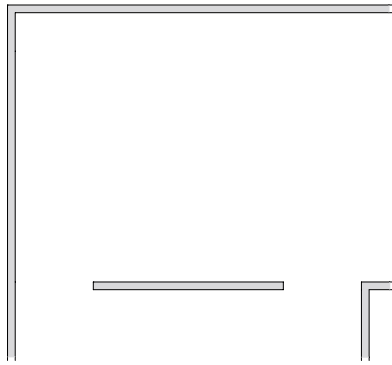
Porta "Pivot" chiusa \ Closed "Pivot" door



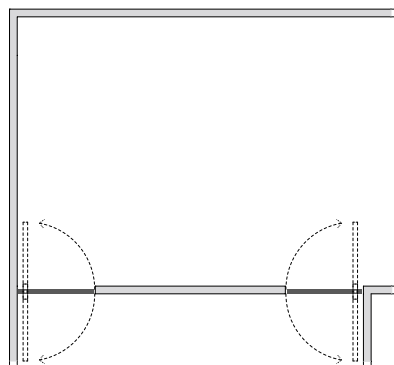
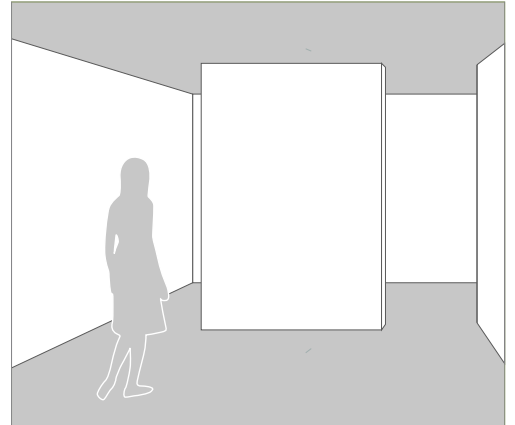
Porta "Pivot" aperta \ Opened "Pivot" door



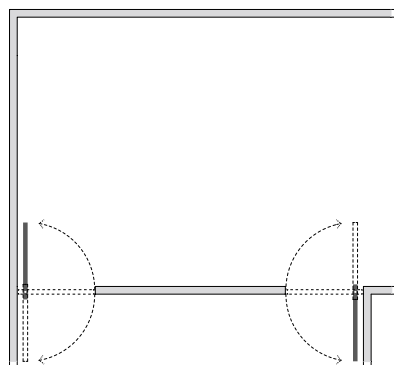
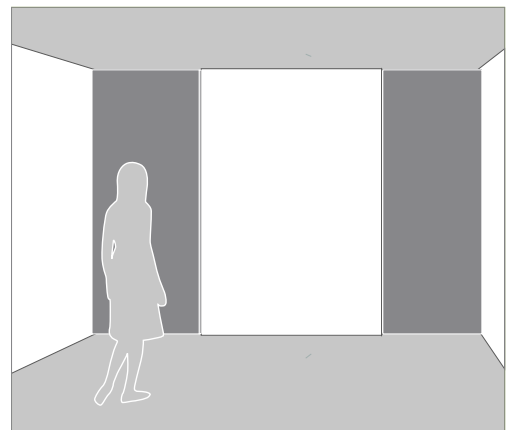
2 Porte a chiusura di uno spazio aperto
\ 2 Doors to close an open space



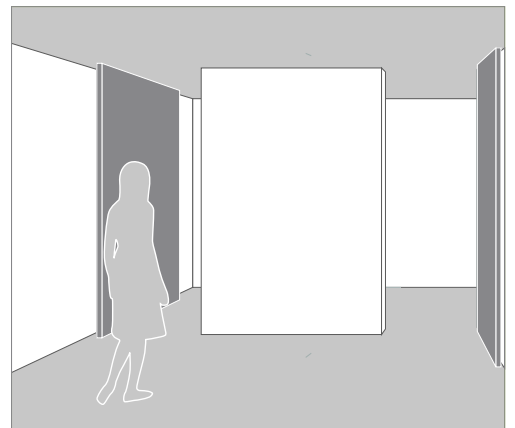
Spazio aperto \ Open space



Porte "Pivot" chiuse \ Closed "Pivot" doors



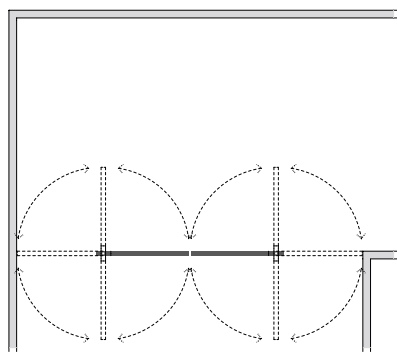
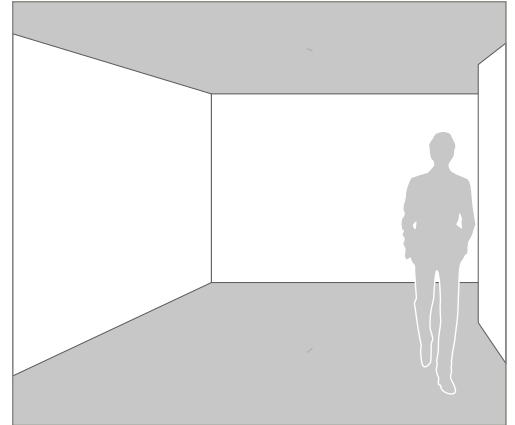
Porte "Pivot" aperte \ Opened "Pivot" doors



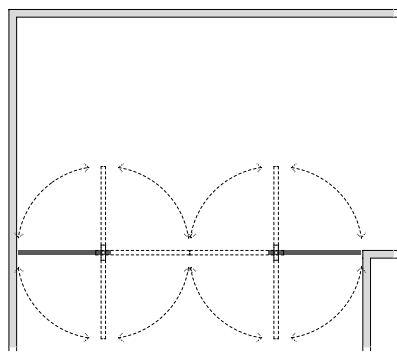
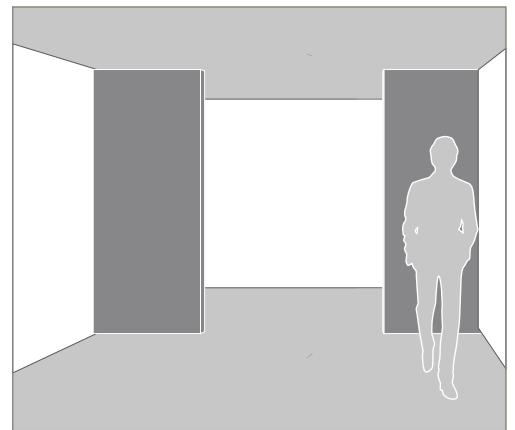
2 Porte a dividere uno spazio aperto
\ 2 Doors to divide an open space



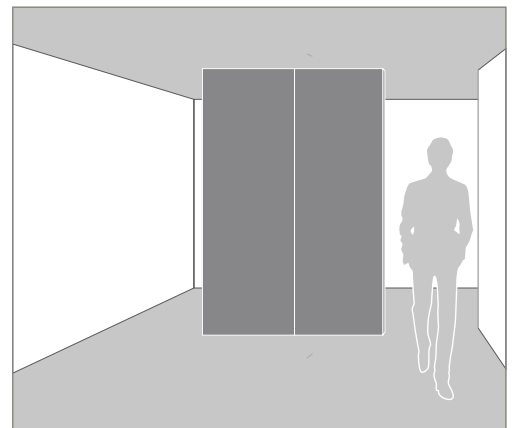
Spazio aperto \ Open space




Porte "Pivot" - posiz. 1 \ "Pivot" doors - position 1



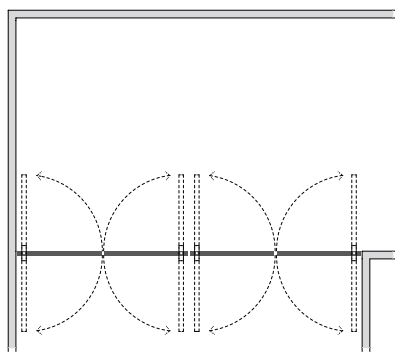
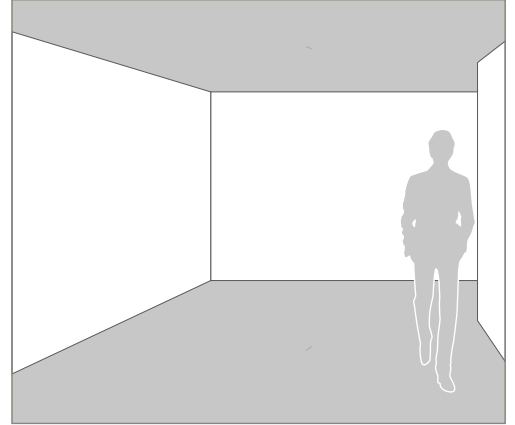
Porte "Pivot" - posiz. 2 \ "Pivot" doors - position 2



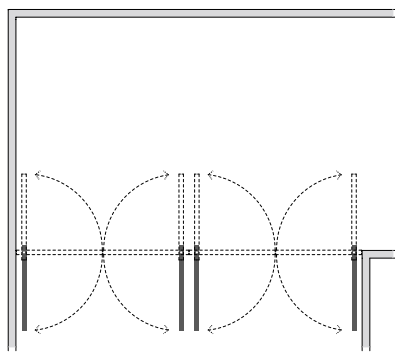
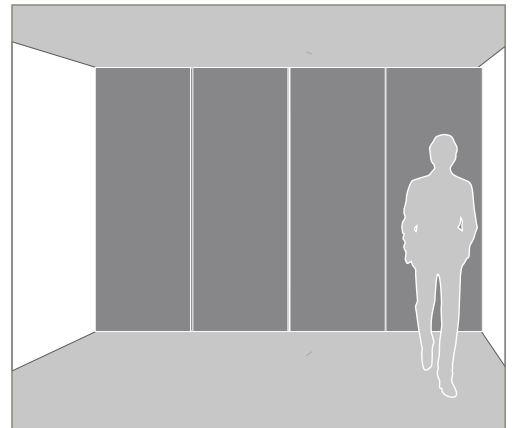
4 Porte a chiusura di uno spazio aperto
\ 4 Doors to close an open space



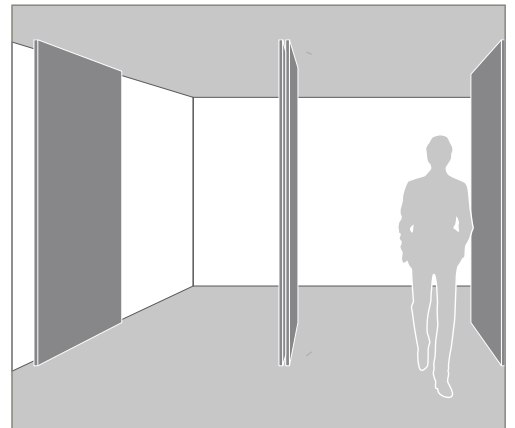
Spazio aperto \ Open space



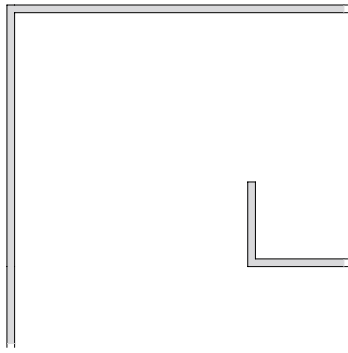
Porte "Pivot" chiuse \ Closed "Pivot" doors



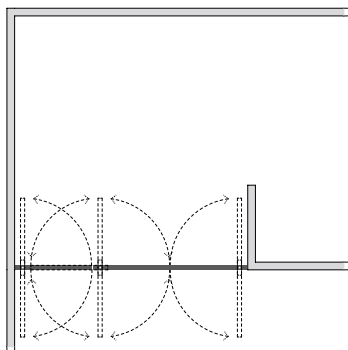
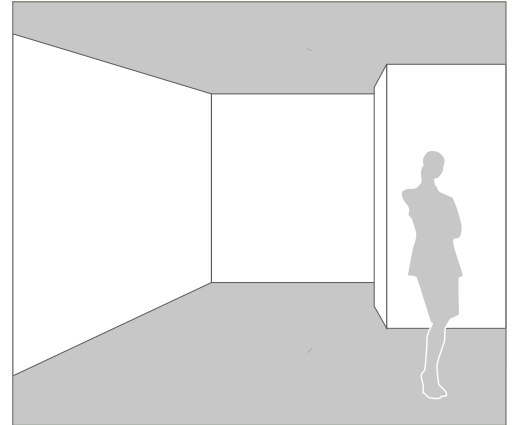
Porte "Pivot" aperte \ Opened "Pivot" doors



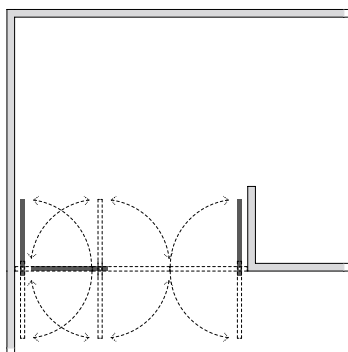
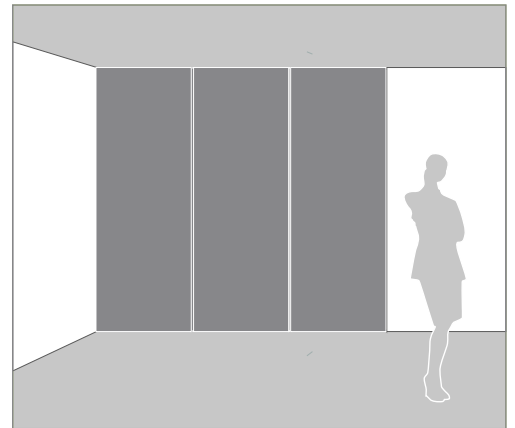
3 Porte a dividere uno spazio aperto
\ 3 Doors to divide an open space




Spazio aperto \ Open space



Porte "Pivot" chiuse \ Closed "Pivot" doors



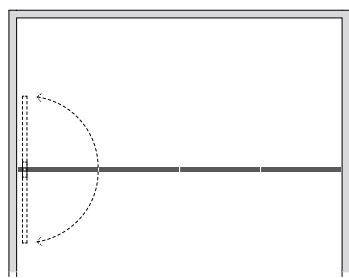
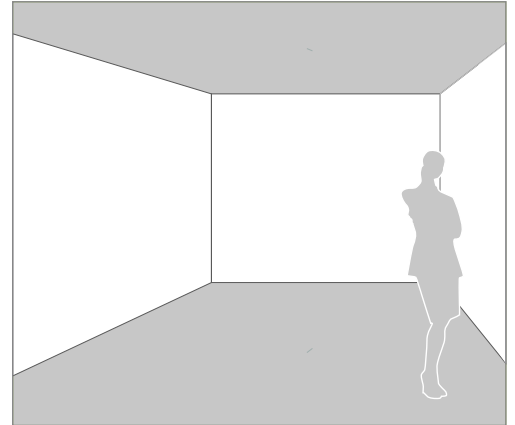
Porte "Pivot" aperte \ Opened "Pivot" doors



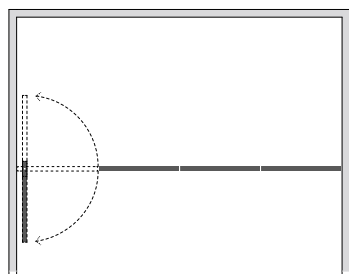
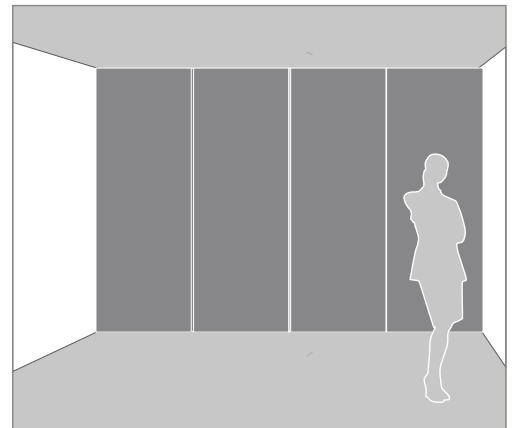
**1 Porta + 3 pannelli per ricavare una cabina
armadio**
\ 1 Door + 3 panels to make a walk-in-closet



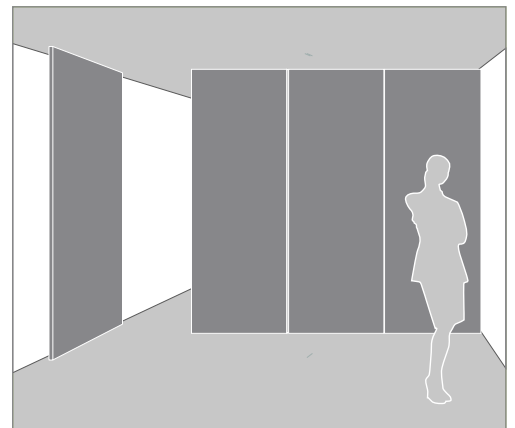
Stanza vuota \ Empty room




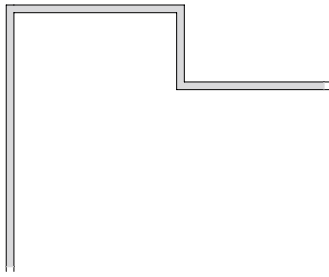
Porte "Pivot" chiuse \ Closed "Pivot" doors



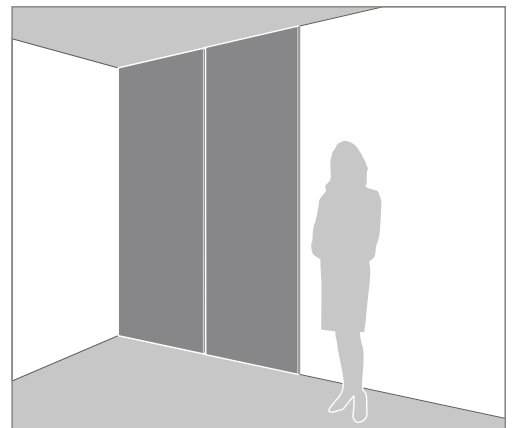
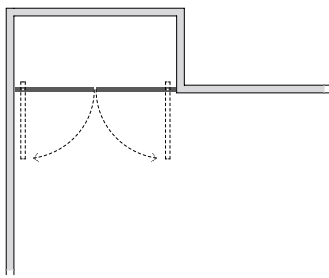
Porte "Pivot" aperte \ Opened "Pivot" doors



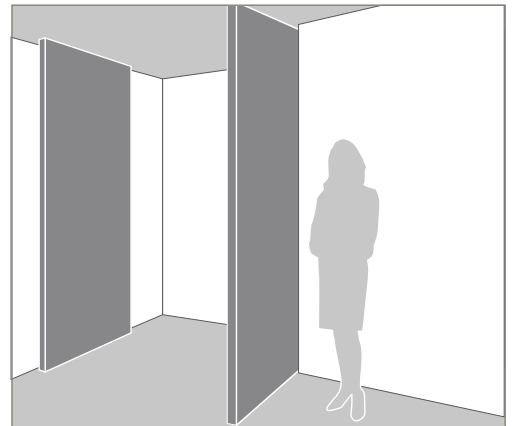
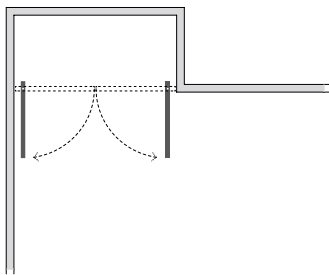
2 Porte a chiusura di una rientranza nella parete
\ 2 Doors to close an hollow in the wall



Rientranza aperta \ Open hollow

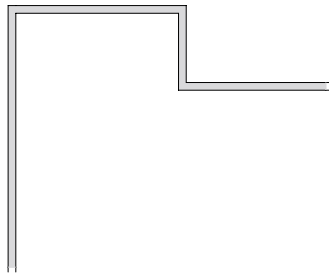


Porte "Pivot" chiuse \ Closed "Pivot" doors

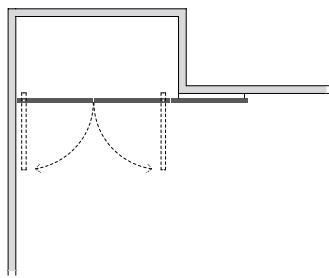



Porte "Pivot" aperte \ Opened "Pivot" doors

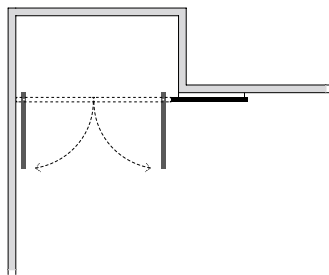
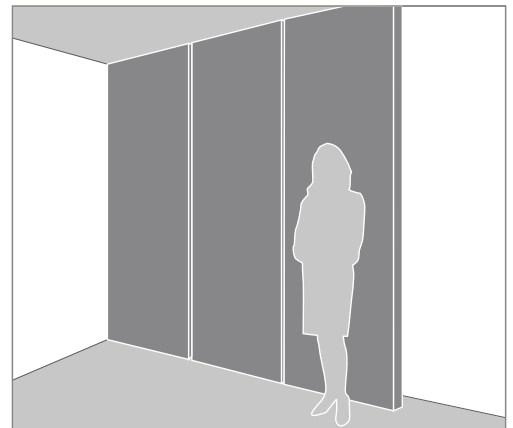
**2 Porte + 1 pannello a chiusura di una nicchia
nella parete**
\ 2 Doors + 1 panel to close a niche in the wall



Nicchia aperta \ Open niche



Porte "Pivot" chiuse \ Closed "Pivot" doors



Porte "Pivot" aperte \ Opened "Pivot" doors

