



---

# TRASH ME VV1

by Victor Vetterlein

---

## ASSEMBLY INSTRUCTIONS

[andtradition.com](http://andtradition.com)

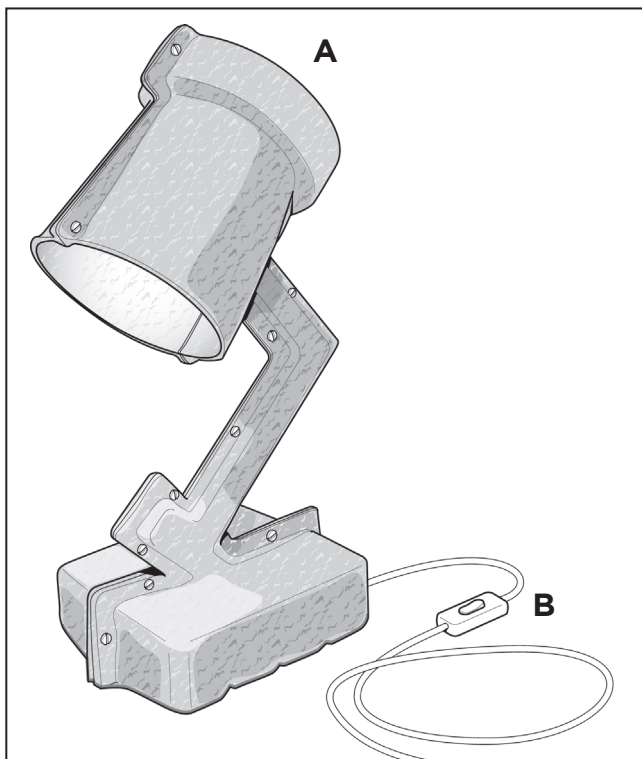
Congratulations on choosing this Trash Me table lamp, designed by Victor Vetterlein. We hope you will enjoy using this lamp and follow these instructions to ensure correct use. If you have any questions or comments, please do not hesitate to contact us by mail on:  
[info@andtradition.dk](mailto:info@andtradition.dk)

# Contents:

- A** - Trash Me lamp  
**B** - 3 meter fabric cord with switch.

**Please read these instructions carefully and retain them for future reference to ensure that the lamp is correctly installed should it be moved or sold. For your own safety, please study each step of this instruction manual before you commence installation. &Tradition are not responsible for any faults or damages caused by not following these instructions correctly. Do not modify this lamp in any way.**

Bulb type:  
E27 fitting 40 watt tungsten or 7 watt low energy bulb.



# Installation Suggestions:

The Trash Me VV1 table lamp can be used as a stand alone lighting source, or in combination with the other lamps in the &Tradition collection. Place it on an office desk, cabinet or bedside table. Visit our website for more inspiration:

[www.andtradition.com](http://www.andtradition.com)

# Safety Precautions:

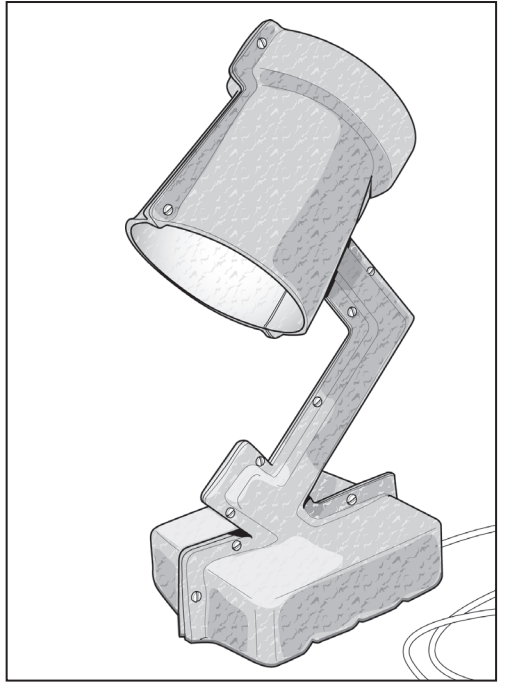
- Dispose of plastic bag from packaging and do not allow children to play with it.
- Keep product well out of children's reach.
- The lamp is only intended for interior use.
- Lamp exterior must not come into contact with water or be placed near an open flame.
- Do not attempt installation of product if you are not competent to do so yourself.
- Consult a professionally qualified electrician if in any doubt.
- Do not place the cable in reach of small children or anywhere there is a risk of falling over it.

# Cleaning Instructions:

- Wipe surface of lamp shade with a soft, dry cloth. DO NOT clean with water or liquids.
- Do not use any abrasive cleaning tools such as steel wool, scouring sponges or stiff brushes.
- Only wipe the inside of the shade with a soft, dry cloth or feather duster.

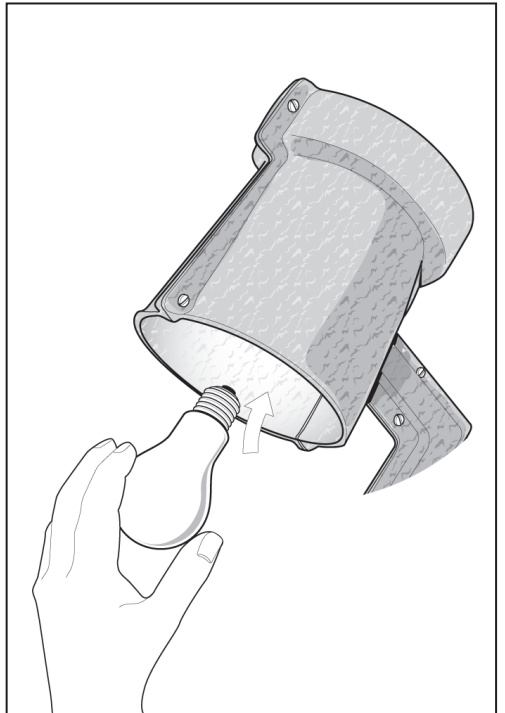
# 01.


The Trash Me lamp comes completely assembled and ready to use. Do not disassemble the lamp or attempt to loosen the screws that hold each half of the moulded lamp together.



# 02.

Install a lightbulb in the lamp and switch on the power supply and enjoy your new lamp.





Maximum 40 W.  
Tungsten E27 bulb.



Maximum 7 W.  
Low Energy E27  
bulb.

CE □ F IP20

**& tradition<sup>®</sup>**  
COPENHAGEN

KONGEVEJEN 2. DK-3480 FREDENSBORG.

T. +45 39200233 F.+45 39200256

**INFO@ANDTRADITION.DK WWW.ANDTRADITION.COM**