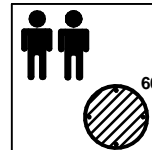
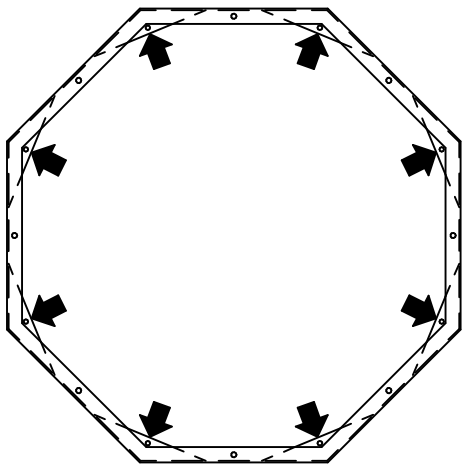


eclipse R10



01



Fissare a soffitto la staffa e cablare il cavo di alimentazione elettrica con una delle due parti dell'innesto rapido per cavi elettrici.

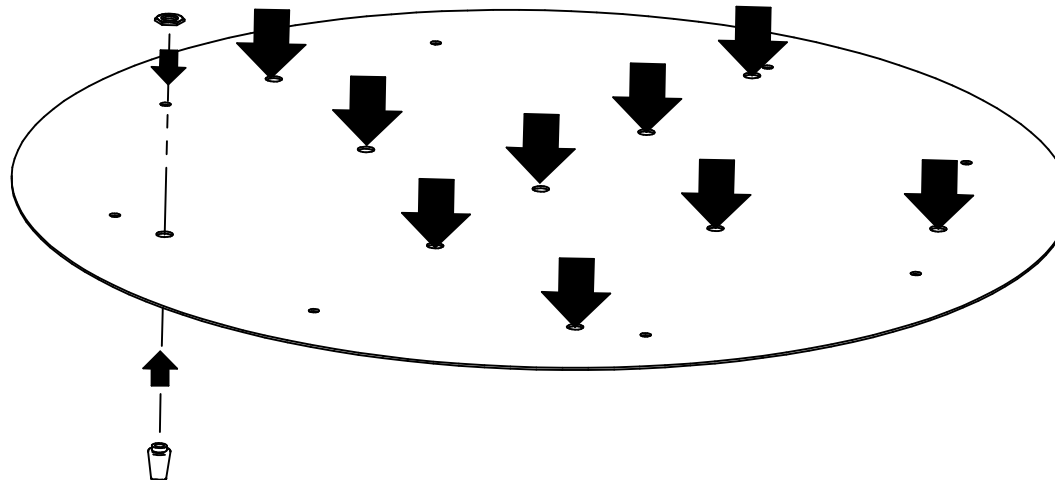
Fix the bracket to the ceiling and connect the electric cable to one of the quick connection cables parts.

Fixer l'étrier au plafond et cabler le câble d'alimentation électrique avec une des deux parties du branchement rapide pour câbles électriques.

Der Bügel am Decke befestigen. Das elektrische Speisekabel durch die Verwendung eines Teiles des Anschlusses verkabeln.



02



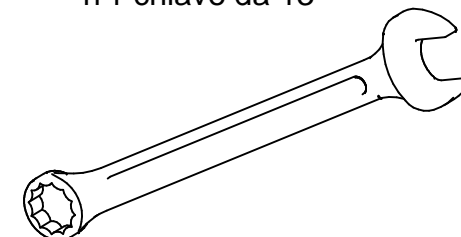
n° 10 bloccacavo trasp.



n° 10 dadi M10x1

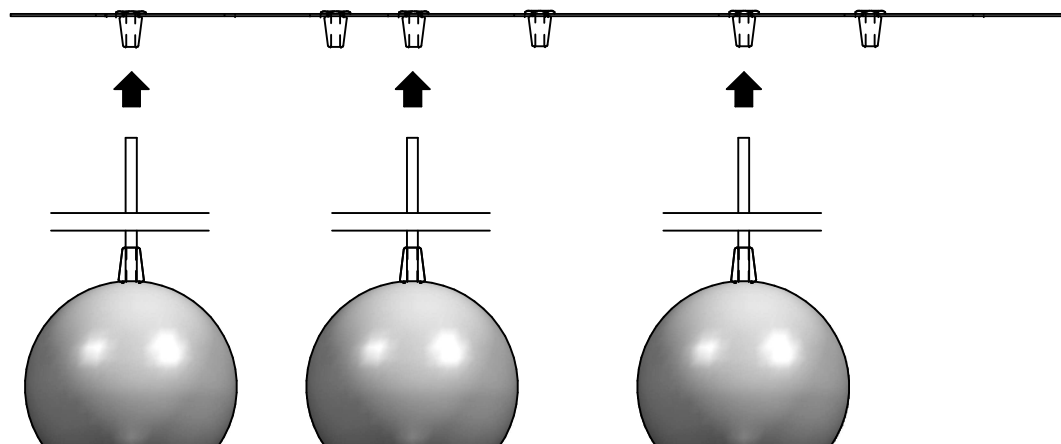


n°1 chiave da 13



lampadina G9 max 25 watt non inclusa
Max 25 watt G9 bulb not included

03



04

