

James

IT

Struttura

Realizzata con masselli in legno di abete massiccio di vari spessori, parti di tamponamento in fibra grezza e/o compensato di pioppo; fianchi in agglomerato di legno a bassa emissione di formaldeide (appartenente alla Classe E1). Braccioli ancorati alla base con barra zincata filettata. Poggiatesta dotato di cricchetto estraibile in acciaio con finitura cromo lucido. Possibilità di regolare l'inclinazione scegliendo tra 15 posizioni. MECCANISMO SOTTOPOSTO A SEVERI TEST DI RESISTENZA.

Molleggio

Seduta dotata di 3 posizioni su meccanismo scorrevole su cuscinetti a sfera in doppio telaio di metallo verniciato con cinghiatura elastica ad alta tenuta.

Imbottitura

Cuscino seduta in espanso indeformabile in D 32S il tutto rivestito in resinato di poliestere 100%. Schienale in espanso D16 indeformabile, rivestito in resinato di poliestere 100%. Poggiatesta con meccanismo, in espanso indeformabile in D28, accoppiato a vellutino di poliestere 100% tutto totalmente sfoderabile.

Piede

Piedino in ABS nero H. 440 mm. Optional piedino in tubo di acciaio cromato lucido H. 440 mm.

EN

Frame

Made of solid spruce wooden blocks of various thicknesses, buffering in crude fiber and/or poplar plywood; sides in low formaldehyde emission chipboard (class E1). Armrests anchored to the base by a galvanized threaded rod. Headrest with stainless steel pull-out ratchet with polished chrome finish. The inclination can be adjusted into 15 positions. THIS MECHANISM UNDERWENT SEVERE ENDURANCE TESTS.

Springs

The seat is provided with a 3-position mechanism sliding on ball bearings, consisting of a painted double metal frame with high seal elastic belting.

Padding

Seat cushion in 32S density non deformable foam, all covered in 100% polyester resin. Backrest in non-deformable D16 foam, covered in 100% polyester resin. Headrest with mechanism, made of non-deformable D28 foam, all covered in 100% polyester resin.

Feet

Feet in black H. 440 mm ABS. Optional feet in polished chromed steel tube, H 440 mm.



FR

Structure

Réalisée en panneaux massifs de sapin de différentes épaisseurs, éléments de remplissage en fibre brute et/ou en peuplier contreplaqué ; côtés en bois aggloméré à basse émission de formaldéhyde (appartenant à la classe E1). Accoudoirs ancrés à la base avec barre zinguée filetée. Appui-tête avec cliquet amovible en acier chrome brillant. Possibilité de régler l'inclinaison en choisissant parmi 15 positions. MÉCANISME SOUMIS À DES TESTS SÉVÈRES DE RÉSISTANCE.

Suspension

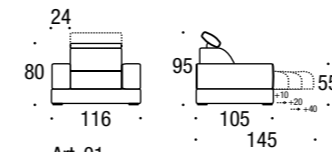
Siège à 3 positions avec mécanisme coulissant sur roulements à billes, double armature en métal peint et sanglage élastique haute capacité.

Rembourrage

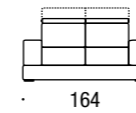
Coussin d'assise en expansé indéformable D 32S le tout revêtu en résine 100% polyester. Dossier en expansé indéformable D16, revêtu en résine 100% polyester. Appui-tête avec mécanisme, en expansé indéformable D28, le tout revêtu en résine 100% polyester.

Pied

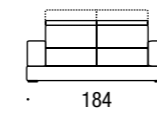
Pied en ABS noir H. 440 mm. Pied en option en tube d'acier chrome brillant H. 440 mm.



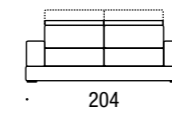
Art. 01
Poltrona 116
Armchair 116
Fauteuil 116



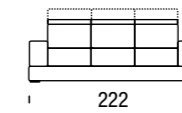
Art. 02
Divano 2 posti 164
2-seater sofa 164
Canapé 2 places 164



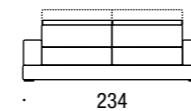
Art. 20
Divano 2 posti grande 184
2-seater big sofa 184
Canapé 2 places grand 184



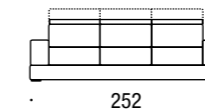
Art. 03
Divano 3 posti 204
3-seater sofa 204
Canapé 3 places 204



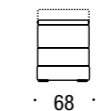
Art. 06
Divano 3 posti big 222
3-seater big sofa 222
Canapé 3 places big 222



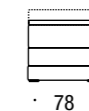
Art. 07
Divano 3 posti super 234
3-seater super sofa 234
Canapé 3 places super 234



Art. 08
Divano 3 posti maxi 252
3-seater maxi sofa 252
Canapé 3 places maxi 252



Art. 09
Elemento centrale 68
Central element 68
Chausseuse 68



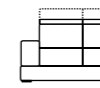
Art. 90
Elemento centrale maxi 78
Central maxi element 78
Chausseuse maxi 78



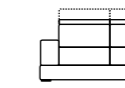
Art. 1D-1S
Laterale 1 posto DX-SX 92
RH-LH 1-seater side el. 92
Canapé bâlard 1 place D-G 92



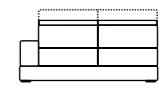
Art. MD-MS
Laterale 1 posto maxi DX-SX 102
RH-LH 1-seater maxi side el. 102
Canapé bâlard 1 place maxi D-G 102



Art. 2D-2S
Laterale 2 posti DX-SX 139
RH-LH 2-seater side el. 139
Canapé bâlard 2 places D-G 139



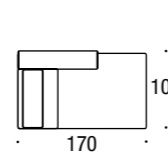
Art. GD-GS
Laterale 2 posti grande DX-SX 159
RH-LH 2-seater big side el. 159
Canapé bâlard 2 places grand D-G 159



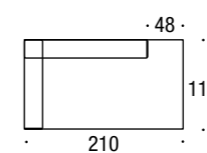
Art. 3D-3S
Laterale 3 posti DX-SX 179
RH-LH 3-seater side el. 179
Canapé bâlard 3 places D-G 179



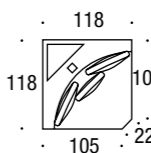
Art. CD-CS
Chaise longue DX-SX
RH-LH chaise longue
Meridiénne D-G



Art. CM-MC
Chaise longue maxi DX-SX
RH-LH maxi chaise longue
Meridiénne maxi D-G



Art. TP-PT
Terminale con penisola DX-SX
RH-LH end el. with penins.
Terminal avec péninsule D-G



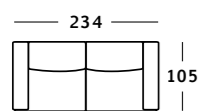
Art. AQ
Angolo quadro
Square corner
Angle carré



Disponibile anche
in versione fissa

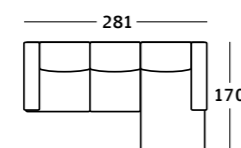
Also available in
the fixed version

Également disponible
en version fixe



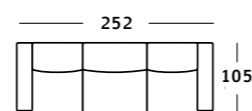
Art. 07

page 44/45



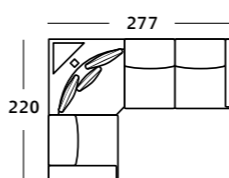
Composizione / Arrangement / Composition B

page 46/47



Art. 08

page 50/51



Composizione / Arrangement / Composition D

page 54/55



Optional
Piede cromato
Chromed feet
Pieds chromés

* Optional Music sofa

