

# Karma

IT

## Struttura

Realizzata con masselli portanti in legno di pioppo o abete di vari spessori. Parti di tamponamento in fibra grezza e/o compensato. Fianchi in agglomerato di legno da 18 mm. Fibra grezza e agglomerato di legno appartengono alla classe E1, pertanto sono a bassa emissione di formaldeide. Il tutto rivestito con vellutino 100% poliammide termoaccoppiato ad espanso e/o ovatta in fibra poliestere 100% resinata.

## Molleggio

Realizzato con nastri elastici da 80 mm tesi meccanicamente, composti da fili di gomma ricoperti da filo di nylon avvolto a spirale.

## Imbottitura


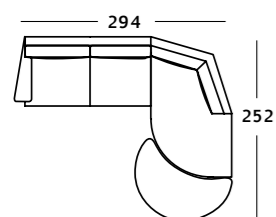
Cuscino seduta in poliuretano espanso indeformabile densità 30/3,5, cuscino schienale in poliuretano espanso indeformabile densità 18/1,5, con porzione inferiore nella parte alta in densità 30/4,7. Il tutto rivestito in falda di poliestere termolegata agugliata da 300 g/m<sup>2</sup>. Tampone bracciolo in doppia densità prodotto in poliuretano espanso densità 30/4,7 più lastra in poliuretano espanso indeformabile densità 30/3,5.

## Piedi

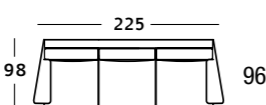
In ABS color legno h 6 cm.



page 228/229



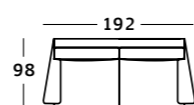
page 230



ART. 03



page 231



ART. 20



EN

## Structure

Made with bearing parts in poplar or fir wood, with various thicknesses. Reinforcing parts made of rough fibre and/ or plywood. Sides made of agglomerated chips with 18 mm thickness. Rough fibre and agglomerated chips belong to the E1 class, and therefore have a low formaldehyde emission.

The whole is covered in 100% polyamide velveteen thermocoupled to foam and/or wadding in 100% polyester fibre treated with resin finish.

## Springing

Made of mechanically tightened elastic bands with 80mm thickness, composed of rubber threads covered with nylon thread, coiled up in a spiral.

## Upholstery

Seat pillow in indeformable polyurethane foam, with 30/3.5 density; back pillow in indeformable polyurethane foam with 18/1.5 density, with the lower portion of the upper part with 30/4.7 density. The whole is covered in thermobond, needle punched polyester lap with 300 gr/ sq m weight. Reinforcement of the arm with double density, manufactured in polyurethane foam with 30/4.7 density and with a sheet in indeformable polyurethane foam, 30/3.5 density.

## Feet

In ABS, wood colour, 6 cm height.

FR

## Structure

Réalisée avec duramens portants en bois de peuplier ou de sapin, d'épaisseurs différentes. Parties de fileurs en fibre brute et/ ou contreplaqué. Côtés en bois aggloméré de 18 mm. La fibre brute et le bois aggloméré appartiennent à la classe E1 et donc ils sont à basse émission de formaldéhyde. Le tout est revêtu de velours 100% polyamide associé thermiquement à l'expansé et/ou ouate en fibres de polyester 100% résine.

## Suspension

Réalisée avec des bandes élastiques de 80 mm, tendues mécaniquement, composées de fils de caoutchouc recouverts de fil de nylon enroulé en spirale.

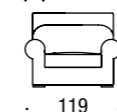
## Rembourrage

Coussin de l'assise en polyuréthane expansé indéformable densité 30/3,5, coussin du dossier en polyuréthane expansé indéformable densité 18/1,5, avec portion inférieure dans la partie haute en densité 30/4,7. Le tout revêtu de voile de polyester associé thermiquement aiguilleté de 300 g/m<sup>2</sup>. Fileur accoudoir en double densité, en polyuréthane expansé densité 30/4,7 plus plaque en polyuréthane expansé indéformable densité 30/3,5.

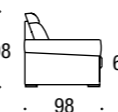
## Pieds

En ABS couleur bois h 6 cm.

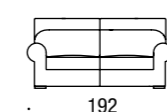
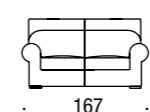
27



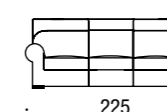
**Art. 01**  
Poltrona 119  
Armchair 119  
Fauteuil 119



**Art. 02**  
Divano 2 posti 167  
2-seater sofa 167  
Canapé 2 places 167



**Art. 20**  
Divano 2 posti grande 192  
2-seater large sofa 192  
Canapé 2 places grand 192



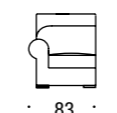
**Art. 03**  
Divano 3 posti 225  
3-seater sofa 225  
Canapé 3 places 225



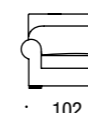
**Art. 09**  
Elemento centrale 58  
Central element 58  
Chauffeuse 58



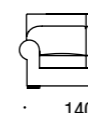
**Art. 90**  
Elemento centrale maxi 90  
Maxi central element 90  
Chauffeuse maxi 90



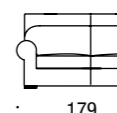
**Art. 1D-1S**  
Laterale 1 posto 83 DX-SX  
RH-LH 1-seater side el. 83  
Canapé bâlard 1 place 83 D-G



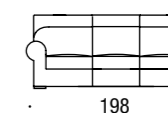
**Art. MD-MS**  
Laterale 1 posto maxi 102 DX-SX  
RH-LH maxi 1-seater side el. 102  
Canapé bâlard 1 place maxi 102 D-G



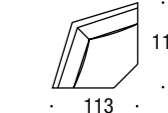
**Art. 2D-2S**  
Laterale 2 posti 140 DX-SX  
RH-LH 2-seater side el. 140  
Canapé bâlard 2 places 140 D-G



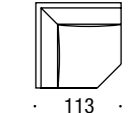
**Art. GD-GS**  
Laterale 2 posti grande 179 DX-SX  
RH-LH 2-seater large side el. 179  
Canapé bâlard 2 places grand 179 D-G



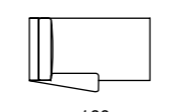
**Art. 3D-3S**  
Laterale 3 posti 198 DX-SX  
RH-LH 3-seater side el. 198  
Canapé bâlard 3 places 198 D-G



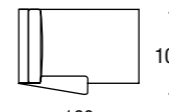
**Art. AT**  
Angolo aperto  
Open corner  
Angle ouvert



**Art. AQ**  
Angolo quadro  
Square corner  
Angle carré



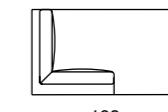
**Art. CD-CS**  
Chaise longue reversibile DX-SX  
Reversible chaise lounge RH-LH  
Mériidienne réversible D-G



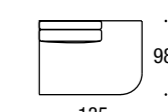
**Art. CM-MC**  
Chaise longue maxi reversibile DX-SX  
Reversible maxi chaise lounge RH-LH  
Mériidienne réversible maxi D-G



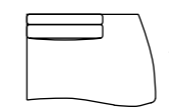
**Art. LT-TL**  
Laterale angolo aperto DX-SX  
Open corner side el. RH-LH  
Latéral angle ouvert D-G



**Art. LQ-QL**  
Laterale angolo quadro DX-SX  
Square corner side el. RH-LH  
Latéral angle carré D-G



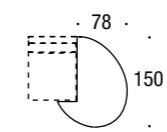
**Art. TO-OT**  
Terminale tondo DX-SX  
Round end el. RH-LH  
Terminal rond D-G



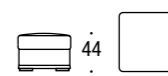
**Art. TD-TS**  
Terminale DX-SX  
RH-LH end element  
Terminal D-G



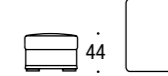
**Art. PA**  
Pouf penisola anteriore  
Pouf for front peninsular el.  
Pouf peninsule avant



**Art. PD-PS**  
Pouf penisola laterale DX-SX  
RH-LH pouf for side peninsular el.  
Pouf peninsule latéral D-G



**Art. 13**  
Pouf rettangolare 70x78  
Rectangular pouf 70x78  
Pouf rectangulaire 70x78



**Art. 14**  
Pouf rettangolare 70x96  
Rectangular pouf 70x96  
Pouf rectangulaire 70x96