

Twice – Pierluigi Cerri – 1996



Simmetrie perfette e profonda cura nei dettagli costruttivi. Twice si caratterizza per la ripiegatura del rivestimento su se stesso e per i particolari metallici che arricchiscono il perimetro delle sedute.

CARATTERISTICHE TECNICHE

Struttura seduta. Profilo di alluminio estruso.

Struttura schienale e fianchi. In lamiera d'acciaio poi rivestiti in cuoio o pelle con cuciture in risalto. Sono arricchiti sugli angoli anteriori, posteriori e sulla base con particolari metallici nelle finiture:

- Ottone cromato
- Ottone dorato
- Ottone satinato

Molleggio. Sospensione elastica in tela di nylon e gomma vulcanizzata.

Imbottitura cuscini seduta, schienale e braccioli. In piuma d'oca e ovatta con inserto stabilizzante in poliuretano espanso.

Piedi.

- In metallo, rivestiti in pelle o cuoio.
- Piedi anteriori e ruote piroettanti posteriori rivestiti in pelle o cuoio.

Struttura pouf. In massello di faggio stagionato.

Molleggio pouf. Cinghie elastiche.

Imbottitura pouf. Poliuretano espanso.

Basamento pouf. Formato da quattro ruote piroettanti rivestite in pelle o cuoio.

Rivestimento. Interamente in Pelle Frau® (anche bicolore) o nelle opzioni che abbinano più materiali. Il primo rivestimento viene applicato alla struttura il secondo ai cuscini seduta, schienale e braccioli.

- | | |
|---|---------------------|
| - Color System Frau® (SC) / Color System (SC) | - Saddle / Nest |
| - Color System Frau® (SC) / Fabric A | - Saddle / Soul |
| - Color System Frau® (SC) / Fabric B | - Saddle / Fabric A |
| - Color System Frau® (SC) / C.O.M. | - Saddle / Fabric B |
| - Saddle / Color System Frau® | - Saddle / C.O.M. |
| - Saddle / Heritage | |

Per verificare i tessuti disponibili si prega di consultare la tabella dedicata "Schema abbinamento prodotti-tessuti".

N.B. L'opzione bicolore prevede una maggiorazione del 5% rispetto al prezzo della categoria pelle.

C.O.M. (Fabric/Mt. plain - Fabric/Mt. repeat)

Poltrona: 6.30mt – 7.40mt

Divano 2 posti: 9.00mt – 10.50mt

Divano 2 posti large: 11.50mt – 13.50mt

Divano 3 posti: 15.20mt – 17.80mt

Perfect symmetry and an eye for construction details. Twice is characterised by the upholstery that folds back on itself and by the metal details which enhance the edging of the seats.

TECHNICAL FEATURES

Seat structure. Extruded aluminium profile.

Backrest and sides structure. Made of steel sheet covered in leather or saddle-leather with visible stitching. Backrest and sides are enriched, on the front and back corners and on the base, with metal details in the following finishes:

- Chrome plated brass
- Golden brass
- Satin-finished brass

Suspension. Elastic suspension system in nylon and vulcanized rubber.

Seat, backrest and armrests cushions padding. Goose down and wadding with a stabilising polyurethane foam insert.

Feet.

- Metal feet covered with leather or saddle-leather
- Front feet and rear swivel castors covered in leather or saddle-leather.

Ottoman structure. Seasoned solid beech wood.

Ottoman suspension. Elastic belts.

Ottoman padding. Polyurethane foam.

Ottoman base. Made up of four swivel castors covered in leather or saddle-leather.

Upholstery. Fully upholstered in Pelle Frau® leather (also in a two-colour version) or in a combination of two materials. The first upholstery mentioned below is applied to the structure while the second one is used for the seat, backrest and armrests cushions.

- | | |
|---|---------------------|
| - Color System Frau® (SC) / Color System (SC) | - Saddle / Nest |
| - Color System Frau® (SC) / Fabric A | - Saddle / Soul |
| - Color System Frau® (SC) / Fabric B | - Saddle / Fabric A |
| - Color System Frau® (SC) / C.O.M. | - Saddle / Fabric B |
| - Saddle / Color System Frau® | - Saddle / C.O.M. |
| - Saddle / Heritage | |

To verify the available fabrics please consult the dedicated table "Combination models-fabrics pattern".

Please Note. The two-colour version provides a surcharge of 5% above the price of leather category.

C.O.M. (Fabric/Mt. plain - Fabric/Mt. repeat)

Armchair: 6.30mt – 7.40mt

2 seater sofa: 9.00mt – 10.50mt

large 2 seater sofa: 11.50mt – 13.50mt

3 seater sofa: 15.20mt – 17.80mt

Pouf: 2.50mt – 3.00mt

Ottoman: 2.50mt – 3.00mt

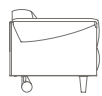
Sfoderabilità. Non prevista.

Removability. Not possible.

5225101



77 / 30"
68 / 26"
42 / 16"



83 / 32"

83 / 32"

5225211



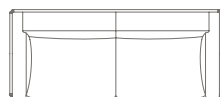
77 / 30"
70 / 27"
42 / 16"



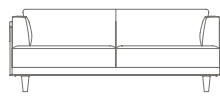
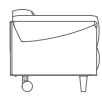
83 / 32"

161 / 63"

5225281



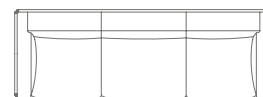
77 / 30"
70 / 27"
42 / 16"



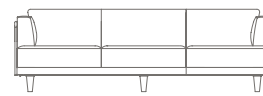
83 / 32"

197 / 77"

5225311



77 / 30"
70 / 27"
42 / 16"



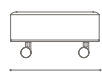
83 / 32"

240 / 94"

5225511



42 / 16"



82 / 32"

82 / 32"