



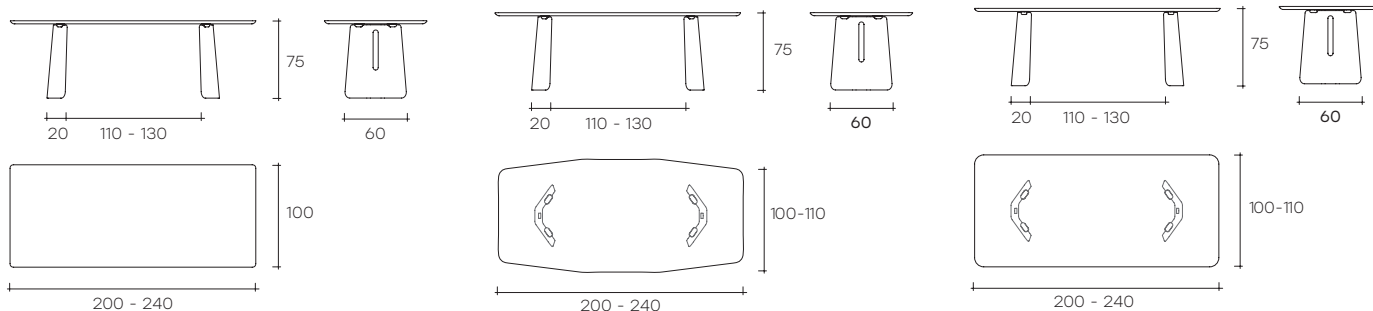
plié

DESIGN
STUDIO KLASS

modello registrato
registered model

Tavolo composto da due basi in vetro sagomato e curvato da 12 mm, disponibili in vetro fumè o extralight; piano disponibile in vetro extralight, oppure in legno impiallacciato finitura rovere termotrattato o finitura olmo, oppure in legno spatolato a mano con Ecomalta ad effetto materico, colore Argilla. Spatolatura tipo materica.

Table consisting of two 12 mm shaped and curved glass bases, available in smoked or extralight glass; top available in extralight glass, or in veneered wood with heat-treated oak or elm finish, or in wood hand-finished with Ecomalta for textured effect, clay colour. Rough texture finish.



dimensioni L, P, H
dimensions L, W, H
(cm)


	COD./CODE	L	P/W	H	peso netto net weight (kg)	peso lordo gross weight (kg)	volume imballo package volume (m ³)
Basi in vetro extralight, piano in vetro extralight da 15 mm sagomato. Bases in extralight glass, top in 15 mm shaped extralight glass.	PT/2010XS	200	100	75	98	135	0,61
	PT/2410XS	240	110	75	120	159	0,7
Basi in vetro extralight, piano in vetro extralight da 15 mm rettangolare. Bases in extralight glass, top in 15 mm rectangular extralight glass.	PT/2010XR	200	100	75	101	138	0,61
	PT/2410XR	240	110	75	125	164	0,7
Basi in vetro fumè, piano in legno impiallacciato finitura rovere termotrattato. Bases in smoked glass, top in wood veneer with a heat-treated oak-finish.	PT/2010RO	200	100	75	67	104	0,61
	PT/2410RO	240	100	75	75	114	0,7
Basi in vetro extralight. Piano in legno impiallacciato finitura Olmo. Extralight glass bases. Elm finish veneered wood top.	PT/2010OL	200	100	75	67	104	0,61
	PT/2410OL	240	100	75	75	144	0,7
Basi in vetro fumé. Piano spatolato in Ecomalta colore Argilla. Smoked glass bases. Hand-finished Ecomalta wood top.	PT/2010AR	200	100	75	67	104	0,61
	PT/2410AR	240	100	75	75	144	0,7



FINITURA TOP TOP FINISH	SPESSORE THICKNESS
Vetro extralight retrolaccato*. <i>Extralight back-lacquered glass*.</i>	15 mm
Vetro extralight acidato. <i>Extralight acid-etched glass.</i>	15 mm
Vetro extralight acidato retrolaccato*. <i>Extralight acid-etched back-lacquered glass*.</i>	15 mm
Vetro fumé. <i>Smoked glass.</i>	8+8 mm
Vetro bronzo. <i>Bronze glass.</i>	8+8 mm


FINITURA GAMBE LEGS FINISH	SPESSORE THICKNESS
Vetro fumé. <i>Smoked glass.</i>	12 mm

di serie _ standard



L9

Rovere termotrattato
Heat-treated oak



L10

Olmo
Elm


su richiesta _ on request



L7

Noce canaletto
Canaletto walnut

di serie _ standard



MAR


Argilla
Clay Brown

su richiesta _ on request




TBP

Avorio
Ivory



TNR

Tortora
Dove Grey




MNA

Nero Ardesia
Black Slate



M25

Fango
Mud Brown



M42

Calce
Lime Gray

su richiesta _ on request

COLORI NATURALI: pigmenti con EGA (pigmenti acrilici) nell'impasto a tutto spessore.

NATURAL COLOURS: paste pigmented throught with EGA (acrylic pigments).

