

lands

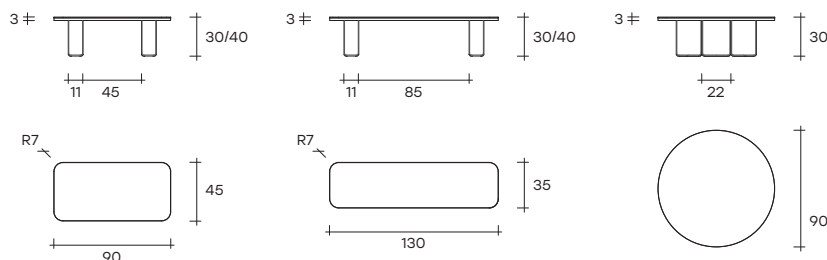
DESIGN
STUDIO KLASS



portata sul piano: 30 kg
load capacity on top: 30 kg

Collezione di tavolini composti da piano in vetro extralight da 6 mm retroverniciato nero, oppure in gres da 6 mm disponibile in diverse finiture. Il piano è applicato ad un pannello strutturale bordato da una fascia verniciata finitura rame satinato. Basi in vetro soffiato artigianalmente disponibili nelle finiture fumè o Ambra.


Collection of coffee tables consisting of 6 mm, black back-painted extralight glass top or in 6 mm stoneware available in various colours. The top is set on a structured panel edged with a painted band with a satin copper finish. Hand-blown glass base, available in smoked or Amber finish.




dimensioni L/Ø, P, H dimensions L/Ø, W, H (cm)	COD./CODE	L/Ø	P/W	H	peso netto net weight (kg)	peso lordo gross weight (kg)	volume imballo package volume (m³)
Tavolino rettangolare. Piano in gres Cat.1. Rectangular coffee table. Cat.1 gres top	LN9030/C1	90	45	30	19	41	0,15
	LN9040/C1	90	45	40	21	44	0,17
	LN13030/C1	130	35	30	20	42	0,17
	LN13040/C1	130	35	40	22	45	0,19
Tavolino tondo. Piano in gres Cat.1. Round coffee table. Cat.1 gres top.	LNR9030/C1	90		30	29	55	0,23
Tavolino rettangolare. Piano in gres Cat.2. Rectangular coffee table. Cat.2 gres top.	LN9030/C2	90	45	30	19	41	0,15
	LN9040/C2	90	45	40	21	44	0,17
	LN13030/C2	130	35	30	20	42	0,17
	LN13040/C2	130	35	40	22	45	0,19
Tavolino tondo. Piano in gres Cat.2 Round coffee table. Cat.2 gres top.	LNR9030/C2	90		30	29	55	0,23
	LNR12030/C2	120		30	43	77	0,33
	LNR12040/C2	120		40	46	81	0,35
Tavolino rettangolare. Piano in vetro retroverniciato. Rectangular coffee table. Back-painted glass top.	LN9030/XN	90	45	30	19	41	0,15
	LN9040/XN	90	45	40	21	44	0,17
	LN13030/XN	130	35	30	20	42	0,17
	LN13040/XN	130	35	40	22	45	0,19
Tavolino tondo. Piano in vetro retroverniciato. Round coffee table. Back-painted glass top.	LNR9030/XN	90		30	29	55	0,23
	LNR12030/XN	120		30	43	77	0,33
	LNR12040/XN	120		40	46	81	0,35

FINITURE FINISHES	Base in vetro soffiato Hand-blown glass base		Top in gres Cat.1 Stoneware top Cat.1	Top in gres Cat.2 Stoneware top Cat.2		Top in vetro retroverniciato Backpainted glass top
	fin. ambra Amber finish	fin. fumo Smoked finish	Venus	Pietra Grey	Glam Bronze	Nero Black
CODICE CODE	AM	FU	VE	PG	GB	NE


di serie _ standard



Venus



Glam Bronze



Pietra Grey