

# VE 910

## Suspension

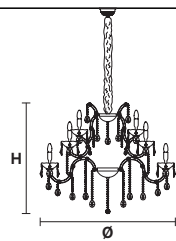
Design by: m\_p studio

# MASIERO



### VE910/24

CE




Ø 100 cm / 43.30"  
H 75 cm / 43.30"  
W 26 kg / 57.32 lb

**VE 910/24 MT - CG**  
24×E14×40 W max (not included)  
Triac Dimmable

**VE 910/24 RW/DW**  
24×LED source -96 W tot  
(driver included).  
Control system: DMX or Masiero  
Smart Light App

### MT TRADITIONAL



G04 Shiny chrome



G03 Shiny gold

### MT DYNAMIC WHITE



### MT/CG

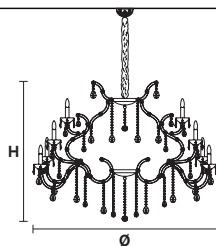


**MT**  
Traditional version  
**CG**  
Coloured glass version

LIGHTING	Traditional E14 lightbulbs
FRAME	<b>MT</b> Chrome or gold plated metal covered with transparent glass
	<b>CG</b> Painted metal covered with painted glass
LAMP SHADES	<b>MT</b> No lampshades included
	<b>CG</b> No lampshades included
PENDANTS	<b>MT</b> Transparent glass or crystal
	<b>CG</b> Coloured glass

### VE910/32

CE



Ø 125 cm / 49.21"  
H 90 cm / 35.43"  
W 40 kg / 88.18 lb

**VE 910/32 MT - CG**  
32×E14×40 W max (not included)  
Triac Dimmable

**VE 910/32 RW/DW**  
32×LED source -128 W tot  
(driver included).  
Control system: DMX or Masiero  
Smart Light App

### MT RGB - W - LED



### RW/DW

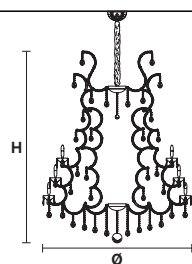


**RW**  
RGB-W Led version  
**DW**  
Dynamic White Led version

LIGHTING	LED sources CRY>85
	<b>RGB-W</b> each light 330 lm at 3000k
	<b>DW</b> each light 490 lm at 4700 K
FRAME	Chrome or gold plated metal covered with transparent glass
LAMP SHADES	No lampshades included
PENDANTS	Transparent glass or crystal

### VE910/42

CE



Ø 150 cm / 59.05"  
H 180 cm / 106.29"  
W 70 kg / 154.32 lb

**VE 910/42 MT - CG**  
42×E14×40 W max (not included)  
Triac Dimmable

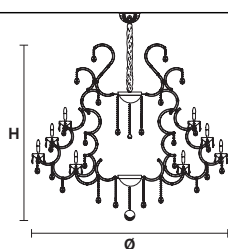
**VE 910/42 RW/DW**  
42×LED source -168 W tot  
(driver included).  
Control system: DMX or Masiero  
Smart Light App

### MT COLOURED GLASS



### VE910/49

CE



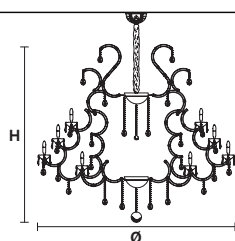
Ø 185 cm / 72.83"  
H 165 cm / 64.96"  
W 85 kg / 187.39 lb

**VE 910/49 MT - CG**  
49×E14×40 W max (not included)  
Triac Dimmable

**VE 910/49 RW/DW**  
49×LED source -196 W tot  
(driver included).  
Control system: DMX or Masiero  
Smart Light App

### VE910/56

CE



Ø 185 cm / 72.83"  
H 165 cm / 64.96"  
W 100 kg / 220.5 lb

**VE 910/56 MT - CG**  
56×E14×40 W max (not included).  
Triac Dimmable

**VE 910/56 RW/DW**  
56×LED source -224 W tot  
(driver included).  
Control system: DMX or Masiero  
Smart Light App