

Panorama

Fabrice Berrux



La collezione di imbottiti Panorama si basa su un particolare elemento che può essere considerato la vera e propria unità di misura del sistema: il pouf di forma esagonale che, con braccioli e schienale, diventa poltrona che, a sua volta, può essere combinata con altre poltrone e con i divani per ottenere le più diverse configurazioni. La personalizzazione e la creatività raggiungono qui la loro massima espressione e i risultati che si possono ottenere sono assolutamente inediti.

RIVESTIMENTO:

tessuto

pelle Capri

pelle Ischia

pelle Procida

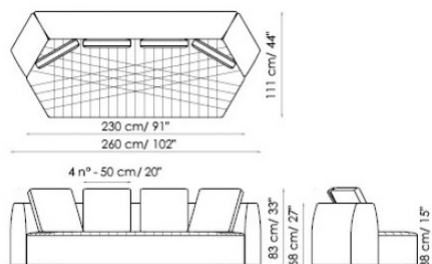
pelle Ponza Nabuk

pelle Ponza Anilina

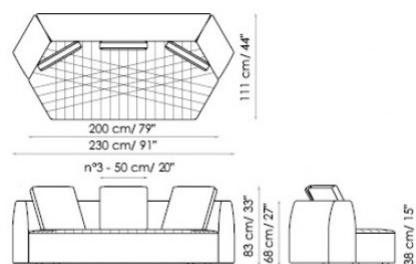
PIEDI:

legno color grigio antracite

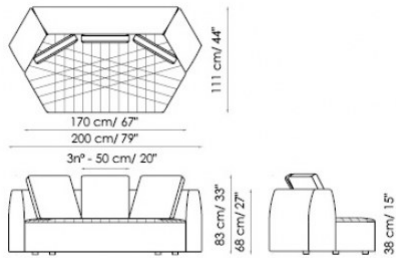
Divano - Sofa 260



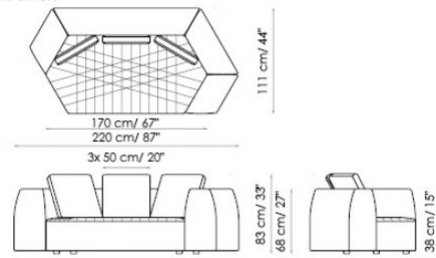
Divano - Sofa 230



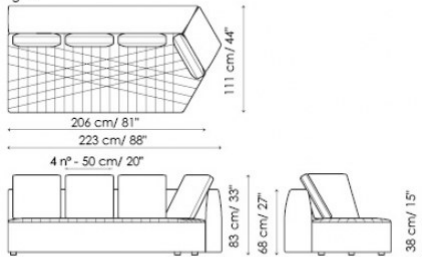
Divano - Sofa 200



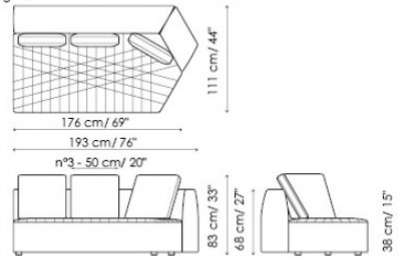
Terminale dx o sx - End section Sofa right or left



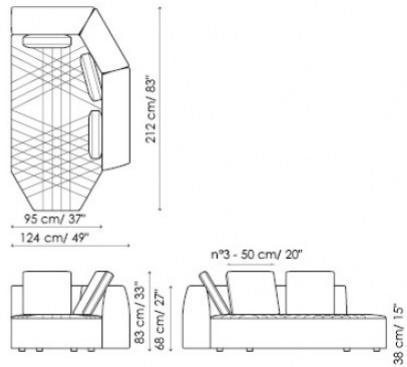
Laterale - Side element 223 dx - right



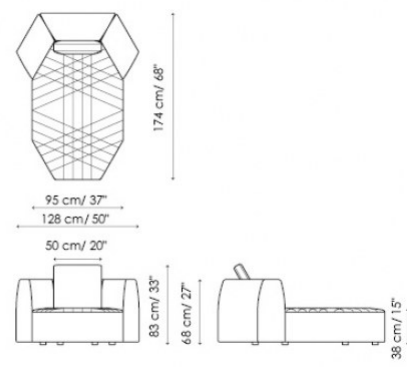
Laterale - Side element 193 dx - right



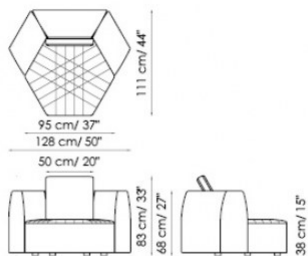
Chaise longue dx - right



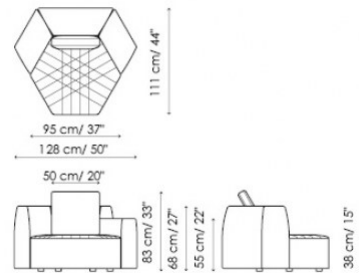
Dormeuse



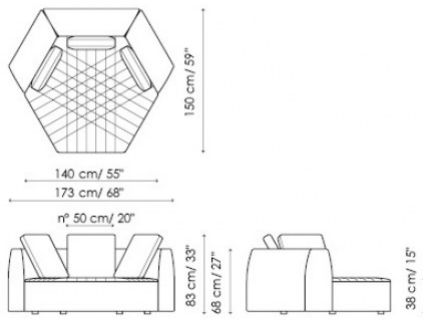
Poltrona - armchair



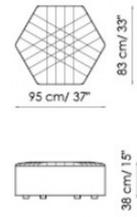
Poltrona con bracciolo - armchair with armrest dx - right



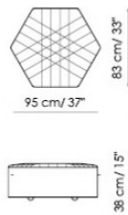
Poltrona large - large armchair



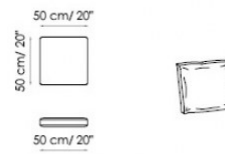
Pouf



Pouf con ruote - with castors



Cuscino - Cushion



Cuscino ego - Cushion ego

