



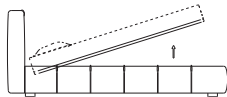
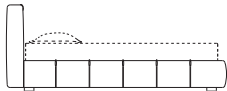
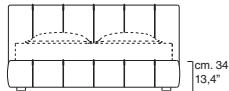
# Bend

FOR\_ME design

Pagina / page 258

Letto. Struttura in legno rivestita in poliuretano espanso, e fodera in fibra di poliestere. Rete con doghe di faggio. Rivestimento sfoderabile. Disponibile anche nella versione contenitore con rete alzabile (MOV C1).

*Bed. Wooden frame covered in polyurethane foam and polyester fiber lining. Beechwood slats. Removable covering. Available also with storage base with lifting bed slats (MOV C1).*



Mov. C1

## ART. LBE 160 - Standard

L/W 180 H 90 P/D 225

W 70,9" H 35,4" D 88,6"

materasso/mattress cm160x200 (62,9"x78,7")

## ART. LBE 150 Queen

L/W 170 H 90 P/D 228

W 66,9" H 35,4" D 89,7"

materasso/mattress cm150x203 (59"x79,9")

## ART. LBE 180 Europe

L/W 200 H 90 P/D 225

W 78,7" H 35,4" D 88,6"

materasso/mattress cm180x200 (70,9"x78.7")

## ART. LBE 193 King

L/W 213 H 90 P/D 228

W 83,8" H 35,4" D 89,7"

materasso/mattress cm193x203 (76"x79,9")