

NOTTINGHAM

HOME & DESIGN



STRUTTURA VERO LEGNO
REAL WOOD STRUCTURE



CUSCINO SPALLIERA IN POLIURETANO ESPANSO
DENSITÀ 40 KG/M³
BACK CUSHION:
POLYURETHANE FOAM
DENSITY 40 KG/M³



CUSCINO SEDUTA IN PIUMA CON SUPPORTO IN POLIURETANO ESPANSO
DENSITÀ 35 KG/M³
SEAT CUSHION IN FEATHER
WITH A POLYURETHANE FOAM
SUPPORT, DENSITY 35/KG M³



CUSCINI DI SEDUTA SFODERABILI
REMOVABLE UPHOLSTERY
FOR SITTING CUSHIONS



CUSCINI DI SEDUTA SFODERABILI
REMOVABLE UPHOLSTERY
FOR SITTING CUSHIONS

PELLE / LEATHER

TESSUTO / FABRIC

FINITURA PIEDE STANDARD
STANDARD FOOT FINISHING



LEGNO WENGÈ
H. 10 cm

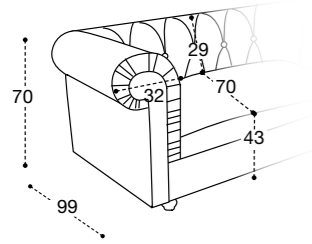
FINITURE OPTIONAL
OPTIONAL FINISHINGS



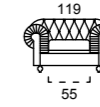
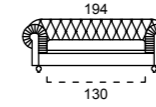
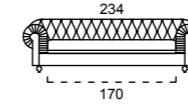
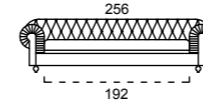
LEGNO NOCE



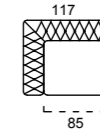
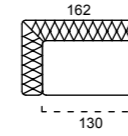
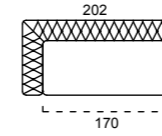
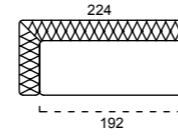
LEGNO NATURALE RAL



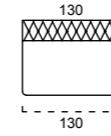
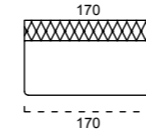
DIVANO
SOFA




TERMINALE SX/DX
LHF/RHF SOFA



SCocca CENTRALE
CENTRAL ELEMENT

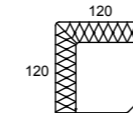


DORMEUSE
DORMEUSE



ELEMENTI SPECIALI SX/DX
LHF/RHF SPECIAL MODULES

ANGOLO RETTO



POUF
FOOTSTOOL

