

SOHO

HOME & DESIGN



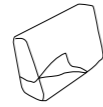
STRUTTURA VERO LEGNO
REAL WOOD STRUCTURE



SPALLIERA IN PIUMA CON SUPPORTO IN POLIURETANO ESPANSO
DENSITÀ 23 KG/M³
BACK CUSHION IN FEATHER WITH POLYURETHANE FOAM SUPPORT DENSITY 23 KG/M³



CUSCINO SEDUTA IN POLIURETANO ESPANSO
DENSITÀ 35 KG/M³
RIVESTITA IN CLIMASOFT
SITTING CUSHION: POLYURETHANE FOAM DENSITY 35 KG/M³ COVERED WITH CLIMASOFT

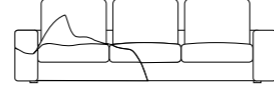


PELLE / LEATHER

SPALLIERA SFODERABILE
REMOVABLE UPHOLSTERY FOR BACK CUSHIONS



CUSCINI DI SEDUTA SFODERABILI
REMOVABLE UPHOLSTERY FOR SITTING CUSHIONS



TESSUTO / FABRIC


COMPLETAMENTE SFODERABILE
FULLY REMOVABLE COVERING

FINITURA PIEDE STANDARD
STANDARD FOOT FINISHING




TITANIO LUCIDO
H. 16,5 cm


FINITURE OPTIONAL
OPTIONAL FOOT FINISHINGS



INOX LUCIDO



INOX SATINATO

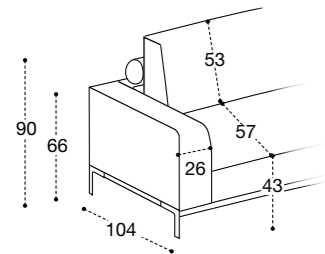


CHAMPAGNE SATINATO

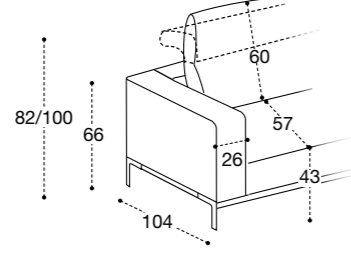


RAL LUCIDO/OPACO

SPALLIERE DISPONIBILI / OPTIONAL BACK CUSHIONS

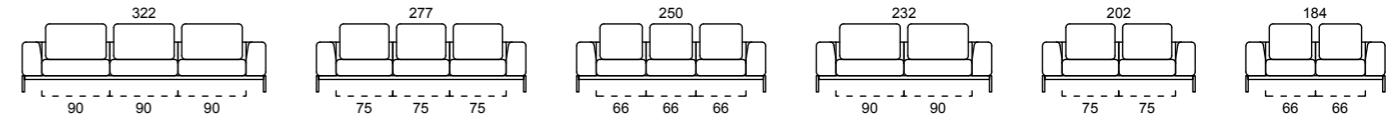


SPALLIERA PIUMA STANDARD
STANDARD FEATHER BACK CUSHION

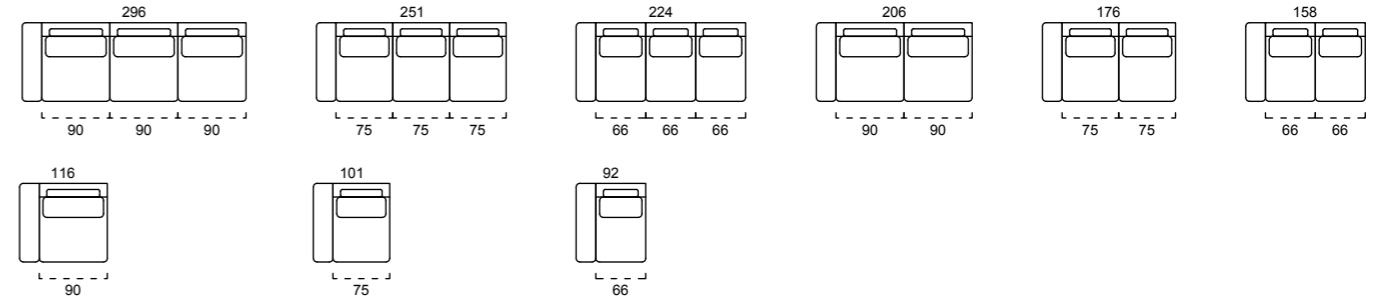


SPALLIERA PIUMA RECLINABILE
RECLINING FEATHER BACK CUSHION

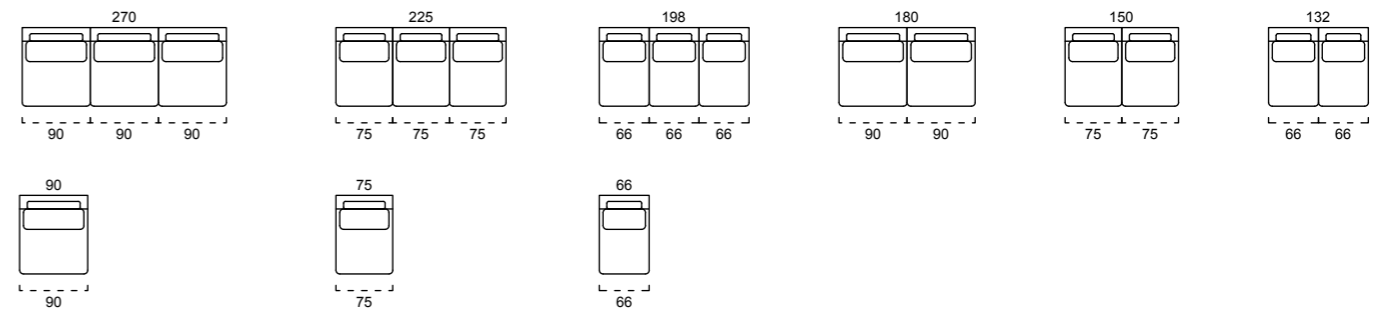
DIVANO
SOFA



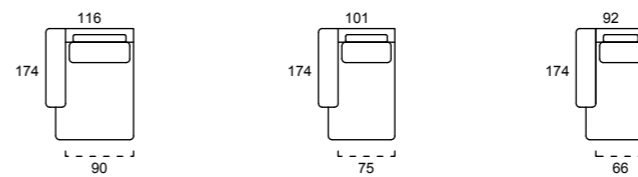
TERMINALE SX/DX
LHF/RHF SOFA



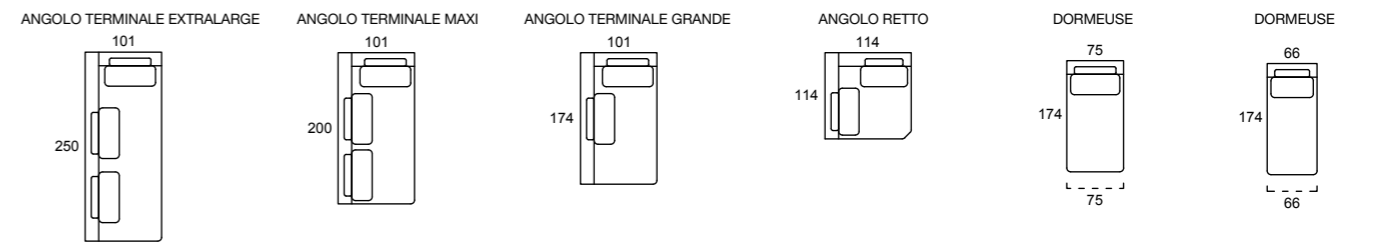
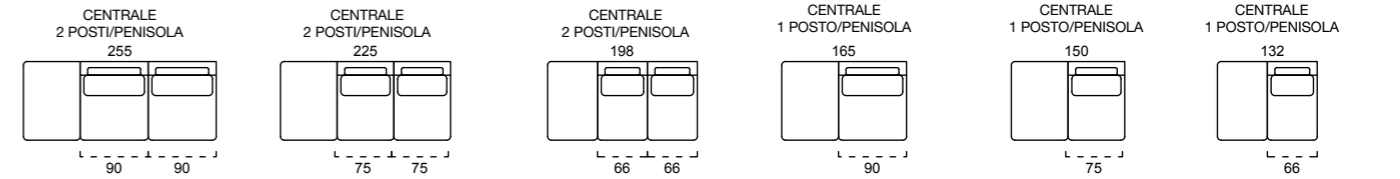
SCOCCA CENTRALE
CENTRAL ELEMENT



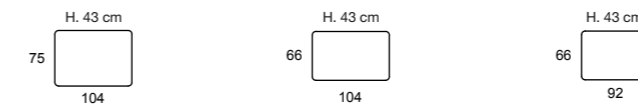
CHAISE LONGUE SX/DX
LHF/RHF CHAISE LONGUE



ELEMENTI SPECIALI SX/DX
LHF/RHF SPECIAL MODULES



POUF
FOOTSTOOL



SX/DX SI INTENDE GUARDANDO L'ELEMENTO, I GRAFICI RAPPRESENTATI SONO SX LEFT OR RIGHT HAND FACING, CHARTS SHOWN ABOVE ARE LHF