

Molteni & C

TURNER — HANNES WETTSTEIN 2008

1—
5



Formal moment or relaxing space? Turner, the seating system designed by Hannes Wettstein, combines comfort with refinement. Settees in various sizes, corner pieces, chaises-longue and pouf can be combined together to create different furnishing solutions. Turner responds to varying needs in terms of comfort and posture, thanks to an easy mechanism which adjusts the depth of the seating. Settees in various sizes, corner pieces, chaises-longue and pouf can be combined together to create different furnishing solutions.



This symbol shows that the product has removable upholstery. Only qualified personnel can remove the upholstery of some of our products. If this information is pertinent, it will be included in the warnings section.



This symbol shows that the product is available on request in a fire resistant version that complies with the standards BS 5852 and TB 117-2013. The buyer is responsible for checking to make sure that the product is suitable and compliant with the requirements for the designated use and the current applicable laws and standards for the destination and use of the product.

DATASHEET
REGISTERED
DESIGN
IX.2021

FINISHES

COVERS

- The seating cushions are not reversible.
- Each single element (terminal, central, corner, chaise longue or island) must be completed, in the interests of ergonomic quality, with one or more back cushions to choose from: TCS60 - TCS70 - TCS80.

FEET FINISH

shiny aluminium

TECHNICAL INFORMATION

STRUCTURE INTERIOR

Frame made of solid fir (Picea abies) and chipboard, with elastic straps.

STRUCTURE PADDING

High capacity variable density foam polyurethane. Light velvet cover.

SEAT CUSHIONS

Insert in shaped polyurethane and sterilised feathers. 100% cotton cover.

BACK CUSHIONS

Polyurethane flakes and sterilised down feathers in compartments. 100% cotton cover.

FRAME

Painted metal with feet in non-slip plastic.

FEET

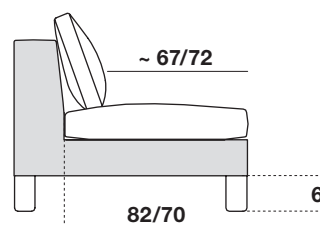
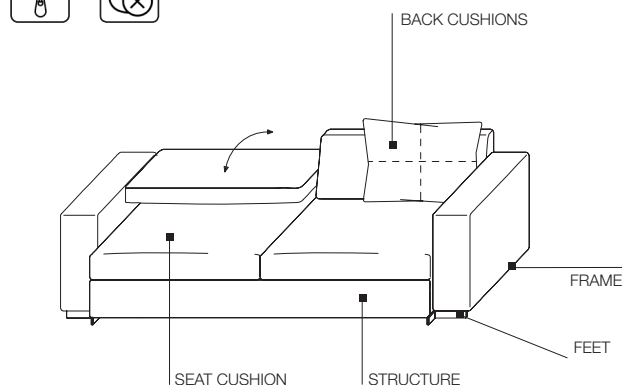
Extruded aluminium, anodised.

REMOVABLE OUTER COVERS

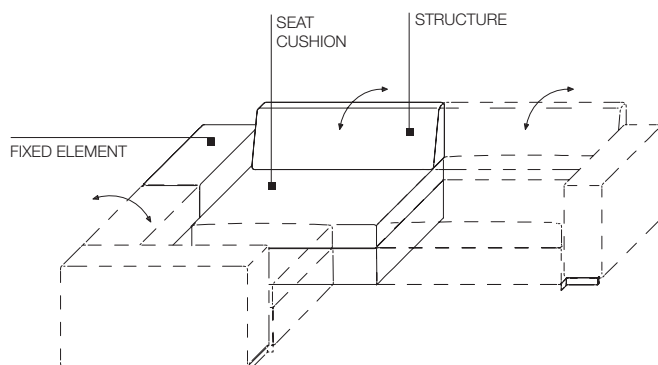
(See attached card, specific for each cover).



AVAILABLE IN FIRE-RESISTANT
VERSION TB117 AND BS5852



Seat depth for structure only, 82/70 cm
Seat depth with backrest cushion, ~ 67/72 cm
Feet high 6 cm (from ground to under seat)



DATASHEET

REGISTERED
DESIGN

IX.2021

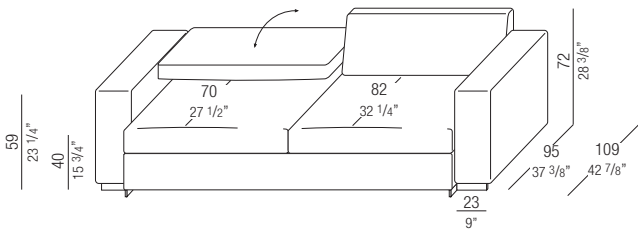
DIMENSIONS

End units, central units,
chaise longues and islands

Elements **cannot be used individually.**

All elements have back with mechanism.

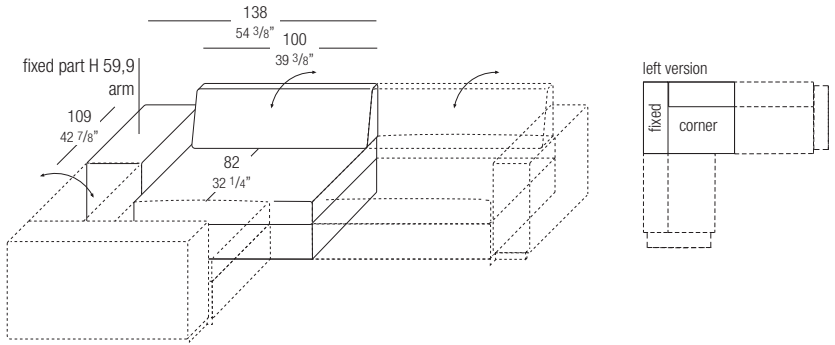
The compositions are always closed at the side with an arm.



Molteni & C

Corner

The corner element **cannot be used alone** but must be placed by a central or terminal element, on the opposite side to the arm. The corner element comes with mechanism only on the long side.

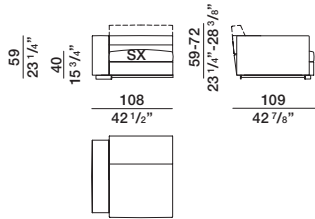


DIMENSIONS

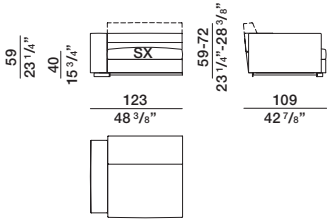
Molteni & C

4 —
5

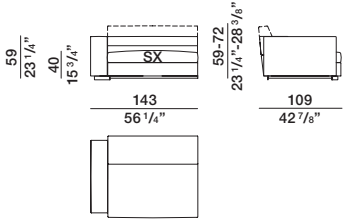
end element
T108 dx - sx



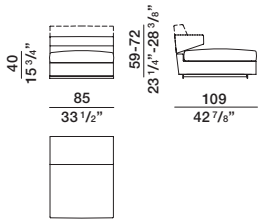
T123 dx - sx



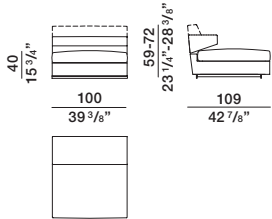
T143 dx - sx



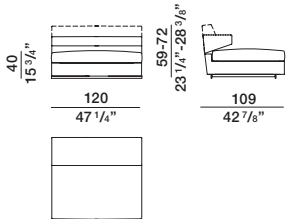
central
CE85



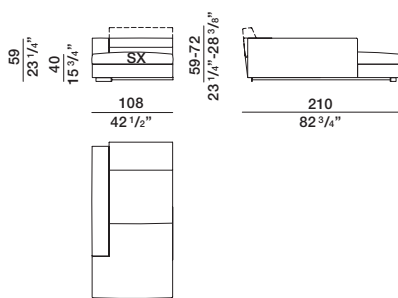
CE100



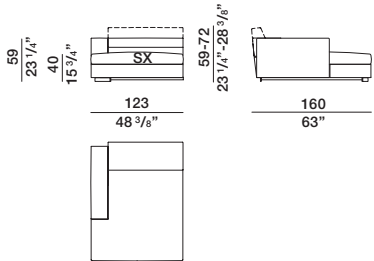
CE120



chaise longue
CL108 dx - sx

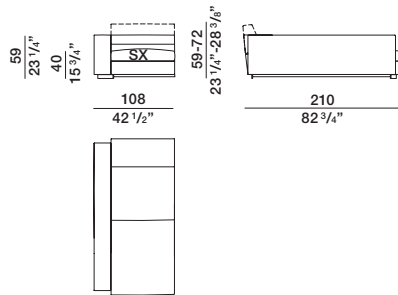


CL123 dx - sx

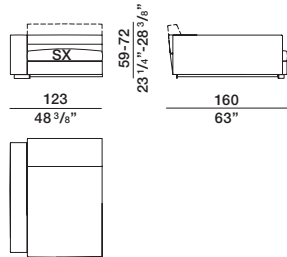


island

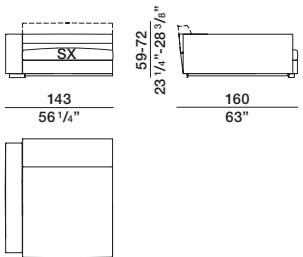
IS108 dx - sx



IS123 dx - sx



IS143 dx - sx



DATASHEET

REGISTERED
DESIGN

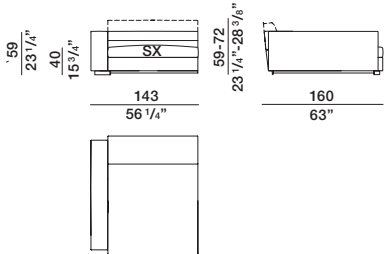
IX.2021

DIMENSIONS

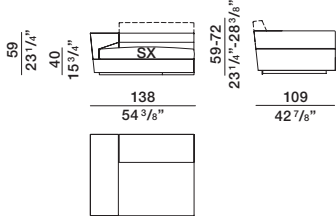
Molteni & C

5 —
5

island
IS143 dx - sx

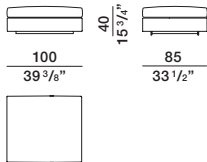


corner
AN138 dx - sx

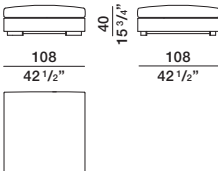


pouf

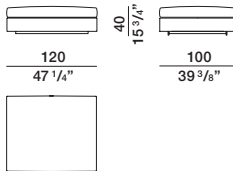
PF100



PF108



PF120



pair of
extra cushions
CCQ/50



back cushions

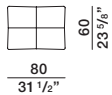
TCS60



TCS70

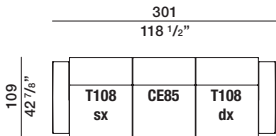


TCS80

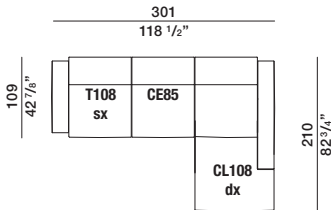


SAMPLE COMPOSITIONS

composition 4
TC04



composition 10
TC10



DATASHEET

REGISTERED
DESIGN

IX.2021

code	gross weight kg.	volume mc.	packages	code	gross weight kg.	volume mc.	packages
AN138	78	1,156	1	IS143	110	1,785	1
CE85	42	0,84	1	PF100	33	0,432	1
CE100	48	0,941	1	PF108	38	0,601	1
CE120	58	1,072	1	PF120	38	0,601	1
CL108	94	1,755	1	T108	57	1,008	1
CL123	90	1,437	1	T123	65	1,134	1
IS108	95	1,685	1	T143	70	1,302	1
IS123	78	1,453	1				