

Molteni & C

GREENWICH — RODOLFO DORDONI 2019

1—
5



On the southern bank of the Thames, Greenwich is home to the famous Royal Observatory and the Prime Meridian Line. Despite being a refined district of London, Greenwich still enjoys the freshness and tranquility of a small English town far from the roar of the nearby City. In line with his latest designs for the living area, such as the Kensington armchair or the Barbican chairs, Dordoni has designed a modern, textile bed ideal for the contemporary lifestyle with elegant and sinuous shapes. The Milanese designer's skill lies in his innate ability to create harmonious volumes.

In case of customer slatted base and/or mattress, check the correspondence of the measurements with the standard ones in the price list.

For the versions with lifting base, please consider a mattress weight limit of 45 kg.



This symbol shows that the product has removable upholstery. Only qualified personnel can remove the upholstery of some of our products. If this information is pertinent, it will be included in the warnings section.



This symbol shows that the product is available on request in a fire resistant version that complies with the standards BS 5852 and TB 117-2013.

The buyer is responsible for checking to make sure that the product is suitable and compliant with the requirements for the designated use and the current applicable laws and standards for the destination and use of the product.

DATASHEET

REGISTERED
DESIGN

IX.2021

moltenigroup.com

Dimensions in centimeters and inches. The right to discontinue and make changes is reserved. This information is based on the latest product information available at the time of printing.

FINISHES

COVERS

Fabric and leather covers are difficult to remove.

FEET FINISHES

glossy pewter colour - glossy zinc

TECHNICAL INFORMATION

HEADBOARD, QS KS 200 VERSIONS

Internal structure in Polimex (composite polyester/polyurethane material) covered with variable density polyurethane foam featuring high bearing capacity. Cover in bonded velveteen.

HEADBOARD, VERSIONS 160 170 180

Metal load-bearing frame with cold-moulded polyurethane foam padding and cover in cotton/polyester fibre.

BED SURROUND

Structure in solid wood and plywood with shaped polyurethane padding and cover in bonded velveteen.

FEET

Laser-cut, welded and painted steel. Feet tips in non-slip plastic.

BASE FOR UNDER BED BASE CONTAINER

Particle board panel with melamine veneer and handles.

FIXED BED BASE SPACER

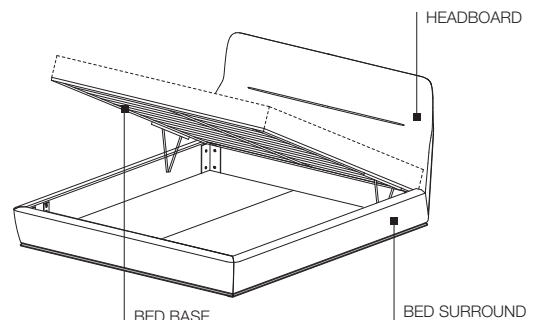
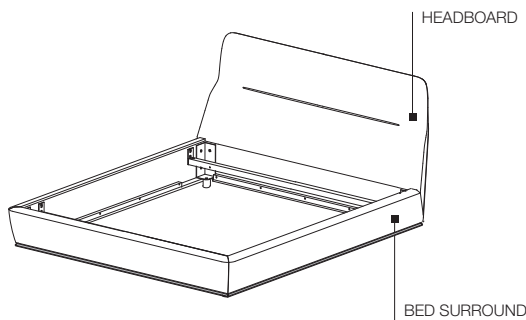
Plastic.

REMOVABLE OUTER COVER

(See enclosed label, specific for the cover in question).



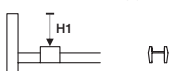
AVAILABLE IN FIRE-RESISTANT
VERSION TB117 AND BS5852



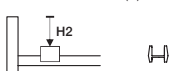
WITHOUT SPACER



WITH SPACER (1)



WITH SPACER (2)



Mattress-base height adjustment

without spacer H 9,5

with spacer (1) H1 7,5

with spacer (2) H2 5,5

DATASHEET

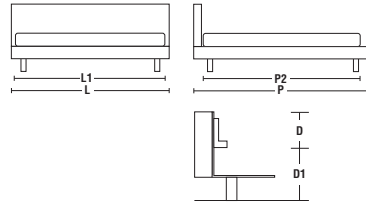
REGISTERED
DESIGN

IX.2021

DIMENSIONS

Notes

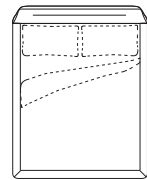
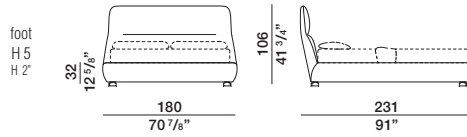
- ▶ Depth of 211 cm (83") (inner measurement) is also available on GLE16 - GLE17 - GLE18 - GLE20.
- ▶ The bed can receive traditional slatted bases or Spring Box.



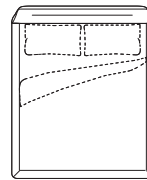
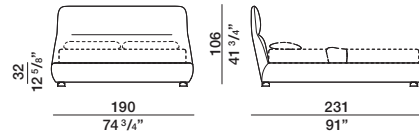
	INNER DIMENSIONS		OUTER DIMENSIONS		D / D1 Space for insertion of the slatted base
	L1 Width	P2 Length	L Width	P Length	
GLE16-16C	160 63"	201 79 1/8" <small>standard model *</small>	180 70 7/8"	231 91" <small>standard model *</small>	5,5 / 26,5 2 1/8" / 10 3/8"
GLE17-17C	170 66 7/8"	201 79 1/8" <small>standard model *</small>	190 74 3/4"	231 91" <small>standard model *</small>	
GLE18-18C	180 70 7/8"	201 79 1/8" <small>standard model *</small>	200 78 3/4"	231 91" <small>standard model *</small>	7,5 / 24,5 3" / 9 5/8"
GLEQS	153,5 60 3/8"	206 81 1/8"	173,5 68 1/4"	239 94 1/8"	9,5 / 22,5 3 3/4" / 8 7/8"
GLEKS	193,5 76 1/8"	206 81 1/8"	213,5 84"	239 94 1/8"	
GLE20	200 78 3/4"	201 79 1/8" <small>standard model *</small>	220 86 5/8"	231 91" <small>standard model *</small>	
		* 211 on request 83" beds with container excluded		* 244 on request 96 1/8" beds with container excluded	

**bed taking a single
slatted base or
2 individual slatted bases**

GLE16

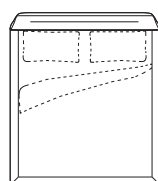
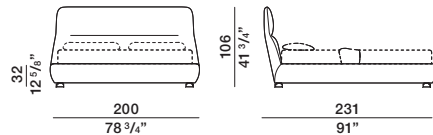


GLE17

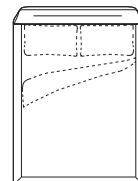
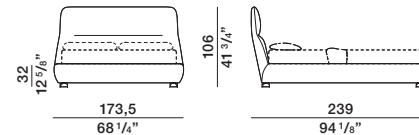


**bed taking a single
slatted base or
2 individual slatted bases**

GLE18



GLEQS



DATASHEET

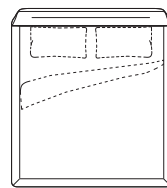
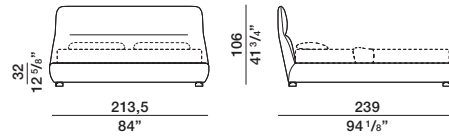
REGISTERED
DESIGN

IX.2021

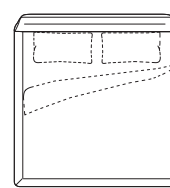
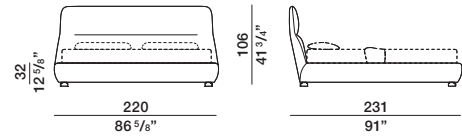
DIMENSIONS

bed taking a single
 slatted base or
 2 individual slatted bases

GLEKS

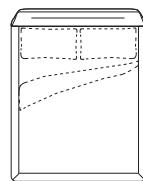
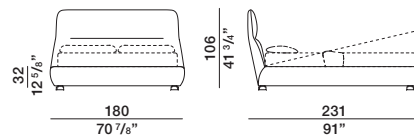


GLE20

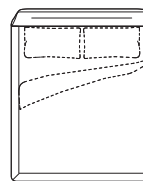
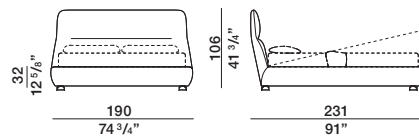


double bed with tilting slatted
 base and container under the
 slatted base

GLE16C

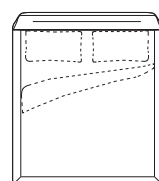
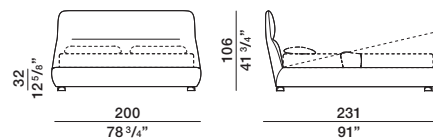


GLE17C



double bed with tilting slatted
 base and container under the
 slatted base

GLE18C



Molteni & C

4—
 5

DATASHEET

REGISTERED
 DESIGN

IX.2021

DIMENSIONS

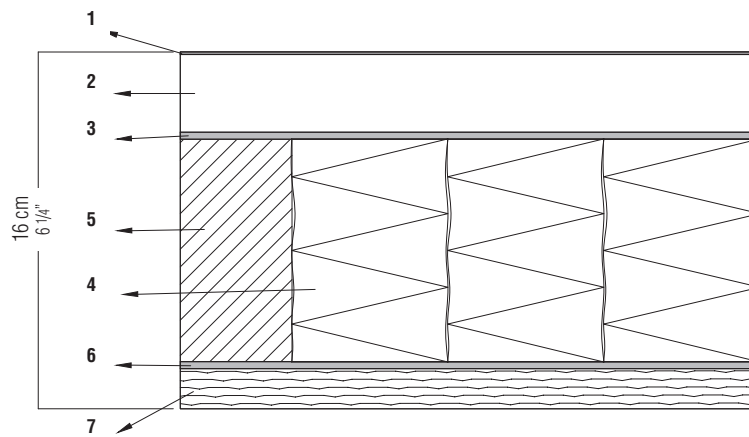
Spring Box

Technical characteristics:

- 1 – Cover in fabric, customised with Molteni&C logo.
- 2 – Polyurethane foam, 3.5 cm, non-deformable.
- 3 – Pressed felt, 400 g/m².
- 4 – Single-zone, independently packaged springs.
- 5 – Box System: surrounds in non-deformable polyurethane foam, high resistance, thickness 5 cm.
- 6 – Pressed felt 400 g/m².
- 7 – Poplar plywood support panel, perforated.

Molteni&C

5—
5



QS	100	120	160	170	180	200	KS
76x203	99,5x199	119,5x199	79,5x199	84,5x199	89,5x199	99,5x199	96x203
29 7/8" x 79 7/8"	39 1/8" x 78 3/8"	47" x 78 3/8"	31 1/4" x 78 3/8"	33 1/4" x 78 3/8"	35 1/4" x 78 3/8"	39 1/8" x 78 3/8"	37 3/4" x 79 7/8"
GSB/77	GSB/100	GSB/120	GSB/80	GSB/85	GSB/90	GSB/100	GSB/97

DATASHEET

REGISTERED
 DESIGN

IX.2021