

WALLY

TECHNICAL DATA

[ITA]

STRUTTURA

Realizzata con masselli di legno di abete massiccio di vari spessori. Parti di tamponamento in fibra grezza e/o compensato di pioppo. Fianchi in agglomerato di legno a bassa emissione di formaldeide (classe E1). Pannello schiena realizzato in multistrato di pioppo ancorato alla base tramite baionette zincate.

SEDUTA MOBILE

Telaio in agglomerato di legno e massello di abete supportato da ruote gommate anti-mark. Scorre su un sistema mobile brevettato, costituito da un telaio in acciaio verniciato con polveri epossidiche, dotato di volantino di regolazione per lo scorrimento su ruote gommose antiscivolo.

MOLLEGGIO

Realizzato con nastri elastici da 80 mm tesi meccanicamente, composti da fili di gomma ricoperti da filo di nylon avvolto a spirale.

IMBOTTITURA

Cuscino seduta fissato al telaio in espanso indeformabile con densità D35SR, rivestito con resinato di poliestere 200 gr. Cuscino schiena in poliuretano espanso flessibile e indeformabile in densità D16S rivestito in falda termolegata da 300 gr. Parti di tamponamento schiena e braccioli rivestiti con espanso indeformabile densità 35 FR. Il tutto rivestito con resinato 200 gr. poliestere accoppiato a vellutino in maglina.

PIEDI

Per parte fissa in ABS nero da H 25 mm non visibile.

[ENG]

FRAME

Made of solid fir wood in various thicknesses.

Reinforcement parts in poplar wood fibre and/or plywood.

Sides made of low formaldehyde emission particleboard (Class E1). Back panel made of multi-layered poplar anchored to the base by means of galvanised bayonet fittings.

MOVABLE SEATS

Solid fir wood and particleboard frame supported by anti-mark rubber wheels. a Patented mobile sliding system composed of epoxy powder painted steel frame fitted with a hand-wheel to adjust the sliding of the non-slip rubber wheels.

SPRINGING

Made of 80 mm wide mechanically tensioned elasticated webbing composed of nylon covered rubber strands wound into a spiral.

PADDING

Seat cushion made of D35SR density non-deformable foam fixed to the frame, covered in 200 g polyester resin. Back cushion made of D16S density flexible, non-deformable polyurethane foam covered with 300 g thermo-bonded felt. Back and armrest reinforcement parts covered in 35 FR density non-deformable foam. All upholstered in 200 g polyester resin bonded to jersey velveteen.

FEET

Fixed part in black ABS plastic H 25 mm, not visible.

[FRA]

STRUCTURE

Réalisée en bois massif de pin portant de différentes épaisseurs. Fileurs de remplissage en fibre brute et/ou contreplaqué de peuplier. Côtés en aggloméré de bois à basse émission de formaldéhydes (appartenant à la Classe E1). Panneau dossier réalisé en multicouches de peuplier ancré à la base par des glissières galvanisées.

ASSISE MOBILE

Châssis en aggloméré de bois massif de pin supporté par des roues en gomme anti-marques. Il glisse par un système mobile breveté, constitué par un châssis en acier verni avec des poudres époxydes, doté d'un volant de réglage pour le glissement sur roues en gomme antidérapantes.

SUSPENSION

Réalisée avec des bandes élastiques de 80 mm tendues mécaniquement, composées par des fils de gomme recouverts par du fil de nylon enroulé à spirale.

REMBOURRAGE

Coussin assise fixé au châssis en expansé indéformable de polyuréthane D35SR, le tout revêtu en résiné de polyester 200 gr. Coussin dossier en expansé flexible et indéformable de polyuréthane D16S, revêtu couche thermo-liée de 300 gr. résinée. Fileurs de remplissage dossier et accoudoirs revêtus avec de l'expansé indéformable de polyuréthane D35FR. Le tout revêtu par du résiné 200 gr. de polyester couplé avec du velours en maille.

PIEDS

Pieds de la partie fixe en ABS noir H. 25 mm, non visibles.

[ESP]

ESTRUCTURA

Realizada con armazón de madera maciza de abeto de distintos grosos. Partes de taponado en fibra bruta y/o madera contrachapada de chopo. Costados laterales de aglomerado de baja emisión de formaldehído (clase E1). Tablero del respaldo en madera contrachapada de chopo anclada a la base mediante sistema de bayonetas galvanizadas.

ASIENTO MÓVIL

Armazón en madera aglomerada y madera maciza de abeto, sostenido por ruedas de goma antimarcas. Se desplaza sobre un sistema móvil patentado, constituido por un armazón de acero pintado con polvos epoxídicos, con rueda de regulación para el deslizamiento sobre ruedas de goma antideslizantes.

SISTEMA DE SUSPENSIÓN

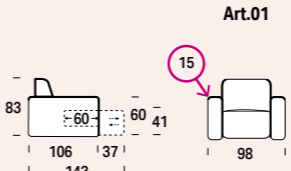
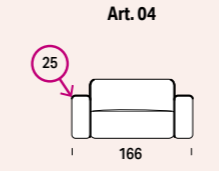
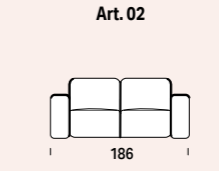
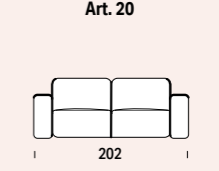
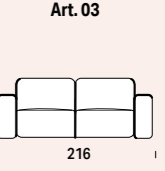
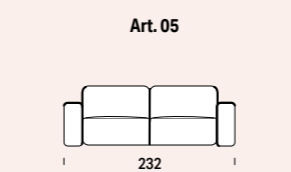
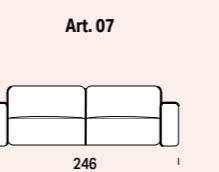
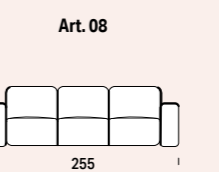
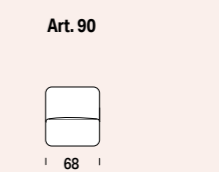
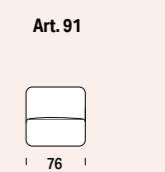
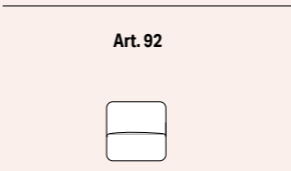
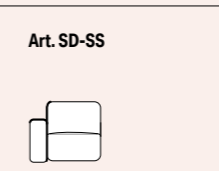
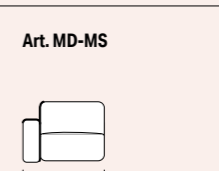
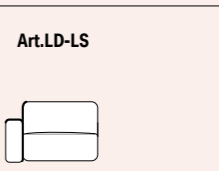
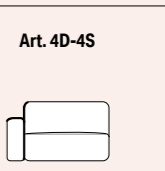
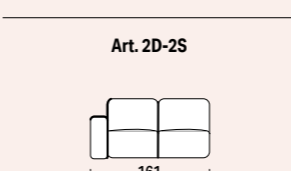
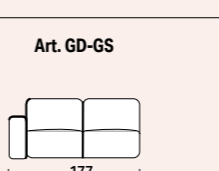
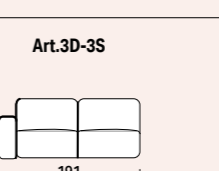
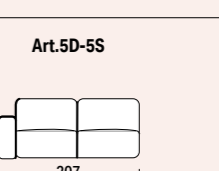
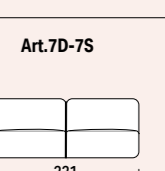
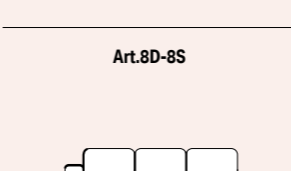
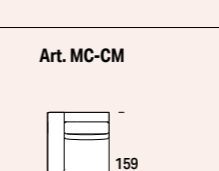
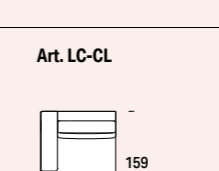
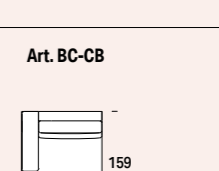
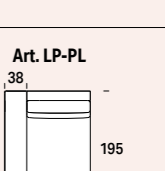
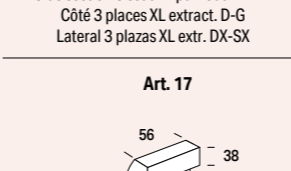
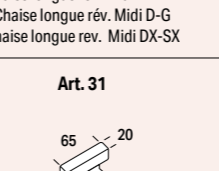
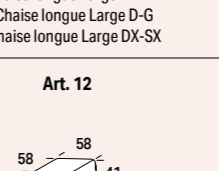
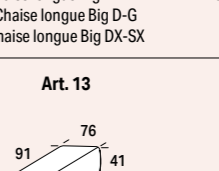
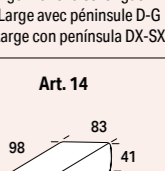
Realizado con cinchas elásticas de 80 mm, tensadas mecánicamente, compuestas por hilos de goma forrados de nylon envuelto en forma de espiral.

RELLENO

Cojín del asiento fijado en el armazón en espuma de poliuretano indeformable D35SR, recubierta de fibra de resina de poliéster de 200 gramos. Cojín del respaldo en espuma de poliuretano flexible e indeformable D16S, recubierta de capa ligada térmicamente de 300 gramos. Partes de taponado del respaldo y apoyabrazos recubiertos de espuma de poliuretano indeformable D35FR. Todo revestido con fibra resinada de poliéster de 200 gramos, acoplada con velludillo de punto.

PATAS

Para la parte fija, patas de ABS negro de 25 mm de altura, no visibles.

 <p>Art.01 15 83 106 143 60 60 41 98</p> <p>Poltrona Small estraibile Armchair Small pull-out Fauteuil Small extractible Sillón Small extraible</p>	 <p>Art.04 25 166</p> <p>Divano 2 posti Mini estraibile Sofa 2 seat Mini pull-out Canapé 2 places Mini extractible Sofá 2 plazas Mini extraible</p>	 <p>Art.02 186</p> <p>Divano 2 posti Small estraibile Sofa 2 seat Small pull-out Canapé 2 places Small extractible Sofá 2 plazas Small extraible</p>	 <p>Art.20 202</p> <p>Divano 2 posti Midi estraibile Sofa 2 seat Midi pull-out Canapé 2 places Midi extractible Sofá 2 plazas Midi extraible</p>	 <p>Art.03 216</p> <p>Divano 3 posti Large estr. Sofa 3 seat Large pull-out Canapé 3 places Large extract. Sofá 3 plazas Large extr.</p>
 <p>Art.05 232</p> <p>Divano 3 posti Big estr. Sofa 3 seat Big pull-out Canapé 3 places Big extract. Sofá 3 plazas Big extraible</p>	 <p>Art.07 246</p> <p>Divano 3 posti Maxi estr. Sofa 3 seat Maxi pull-out Canapé 3 places Maxi extract. Sofá 3 plazas Maxi extraible</p>	 <p>Art.08 255</p> <p>Divano 3 posti XL estr. Sofa 3 seat XL pull-out Canapé 3 places XL extract. Sofá 3 plazas XL extraible</p>	 <p>Art.90 68</p> <p>Elemento centrale Small estraibile Central section Small pull-out Élément central Small extractible Elemento central Small extraible</p>	 <p>Art.91 76</p> <p>Elemento centrale Midi estraibile Central section Midi pull-out Élément central Midi extractible Elemento central Midi extraible</p>
 <p>Art.92 83</p> <p>Elemento centrale Large estraibile Central section Large pull-out Élément central Large extractible Elemento central Large extraible</p>	 <p>Art.SD-SS 93</p> <p>Laterale 1 posto Small estr. DX-SX Side section 1 seat Small pull-out RH-LH Côté 1 place Small extract. D-G Lateral 1 plaza Small extr. DX-SX</p>	 <p>Art.MD-MS 101</p> <p>Laterale 1 posto Midi estr. DX-SX Side section 1 seat Midi pull-out RH-LH Côté 1 place Midi extract. D-G Lateral 1 plaza Midi extr. DX-SX</p>	 <p>Art.LD-LS 108</p> <p>Laterale 1 posto Large estr. DX-SX Side section 1 seat Large pull-out RH-LH Côté 1 place Large extract. D-G Lateral 1 plaza Large extr. DX-SX</p>	 <p>Art.4D-4S 141</p> <p>Laterale 2 posti Mini estr. DX-SX Side section 2 seat Mini pull-out RH-LH Côté 2 places Mini extract. D-G Lateral 2 plazas Mini extr. DX-SX</p>
 <p>Art.2D-2S 161</p> <p>Laterale 2 posti Small estr. DX-SX Side section 2 seat Small pull-out RH-LH Côté 2 places Small extract. D-G Lateral 2 plazas Small extr. DX-SX</p>	 <p>Art.GD-GS 177</p> <p>Laterale 2 posti Midi estr. DX-SX Side section 2 seat Midi pull-out RH-LH Côté 2 places Midi extract. D-G Lateral 2 plazas Midi extr. DX-SX</p>	 <p>Art.3D-3S 191</p> <p>Laterale 3 posti Large estr. DX-SX Side section 3 seat Large pull-out RH-LH Côté 3 places Large extract. D-G Lateral 3 plazas Large extr. DX-SX</p>	 <p>Art.5D-5S 207</p> <p>Laterale 3 posti Big estr. DX-SX Side section 3 seat Big pull-out RH-LH Côté 3 places Big extract. D-G Lateral 3 plazas Big extr. DX-SX</p>	 <p>Art.7D-7S 221</p> <p>Laterale 3 posti Maxi estr. DX-SX Side section 3 seat Maxi pull-out RH-LH Côté 3 places Maxi extract. D-G Lateral 3 plazas Maxi extr. DX-SX</p>
 <p>Art.8D-8S 230</p> <p>Laterale 3 posti XL estr. DX-SX Side section 3 seat XL pull-out RH-LH Côté 3 places XL extract. D-G Lateral 3 plazas XL extr. DX-SX</p>	 <p>Art.MC-CM 159 101</p> <p>Chaise longue reversibile Midi DX-SX Chaise longue rev. Midi RH-LH Chaise longue rév. Midi D-G Chaise longue rev. Midi DX-SX</p>	 <p>Art.LC-CL 159 108</p> <p>Chaise longue Large DX-SX Chaise longue Large RH-LH Chaise longue Large D-G Chaise longue Large DX-SX</p>	 <p>Art.BC-CB 159 116</p> <p>Chaise longue Big DX-SX Chaise longue Big RH-LH Chaise longue Big D-G Chaise longue Big DX-SX</p>	 <p>Art.LP-PL 38 195 47 121</p> <p>Terminale Large con penisola DX-SX End section Large with chaise longue RH-LH Terminal Large avec péninsule D-G Terminal Large con peninsula DX-SX</p>
 <p>Art.17 56 38 22</p> <p>Cuscino schienale con sup. per elem. terminale Back cushion with supp. for End section Coussin dossier avec support pour élément terminal Cojín respaldo con sop. para elem. terminal</p>	 <p>Art.31 65 20</p> <p>Poggiatesta Headrest Appuie-tête Apoyacabeza</p>	 <p>Art.12 58 58 41</p> <p>Pouf quadrato Square pouf Pouf carré Puf cuadrado</p>	 <p>Art.13 76 91 41</p> <p>Pouf rettangolare Rectangular pouf Pouf rectangulaire Puf rectangular</p>	 <p>Art.14 98 83 41</p> <p>Pouf rettangolare Rectangular pouf Pouf rectangulaire Puf rectangular</p>