

# MIDJ




## Liù S ML LG Chair

design Archirivolto, 2013

Liù chair with four legs wooden base with lacquered steel insert.  
Wooden shell.


### Colors and Materials

#### Structure



Lacquered ash

11 Colors



Papaya orange steel



Light blue metal




White steel



Ocean blue steel




Bronze metal



Ash grey metal



Sand steel




Fango steel



Golden yellow metal




Pastel yellow steel



Grafite metal



Light grey steel



Brown steel




Black steel




Ocher steel




Facepowder pink  
metal




Red steel



Bulgaro red metal




Cherry red metal



Pine green steel




Sage green metal



Dark green metal

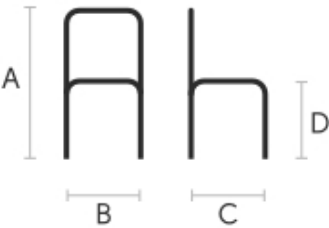
#### Coating



Stained ash veneered

10 Colors

Dimensions



	cm	inch
A	84	33.1
B	48	18.9
C	55	21.7
D	46	18.1

Volumetric Details

Weight 9 Kg  
Volume 0.15 mc  
Package 1

Materials Certifications

Lacquered ash

Ash wood is durable material, with good resistance and flexibility. Thanks to its porosity, it is ideal to be lacquered. Its original color is quite light: it can range from light blond, to pink and pale brown, with possible shades of green. In our set of samples, it is available in the natural finish and in numerous color variations: from the classic wood effects to the most pop colors of the moment. The ash used for our materials is European.

CLEANING AND MAINTENANCE

Ash is an easy-to-clean wood: to remove dust or light stains, rub the surface with a soft cloth, if necessary moistened in a solution of hot water or white vinegar, to help eliminate stains without altering the beauty and shine of the wood. Always dry the surface. In addition, you can choose to use specific products for wooden furniture.

These tips are cleaning recommendations and do not guarantee complete stain removal. We recommend that you always test the cleaning method on a hidden part of the item to check the resistance of the color.

Colour samples are to be considered approximate for each product. Slight color differences between a lot and the other are to be considered normal.

Materials Certifications

Dark green metal

The technologies used in the previous phase of powder coating play a fundamental role in the final result of the processing. They are in fact essential to increase adherence paint on the metal surface and then guarantee its duration over time. The metal frames, following a total cleaning of the surface, pass through chemical conversion processes, creating a compact base that allows for better adhesion of the subsequent treatment. In the last phase the object subjected to the powder coating process is placed in a polymerization oven, going to form an adherent and extremely tight layer durable. This particular paint job is ideal for outdoor use.

To clean the surface, use a damp microfiber cloth with neutral soap or specific metal cleaning products. Avoid hitting or rubbing the surface with sharp objects. Do not use scourers or other abrasive materials, since they would inevitably scratch the surface. Do not leave rusty iron objects on the surface for too long.

These surface treatments are not suitable for outdoor use, but they guarantee excellent resistance to frequent use, dirt and dust.

---

## Materials Certifications

### Stained ash veneered

Veneered woods are the result of a process of gluing extremely thin sheets of wood applied to various types of supports to produce furnishing elements, which have a similar appearance to solid wood, but with better performance in terms of resistance to woodworms, lightness and greater stability over time. If exposed to light, and in any case with the passage of time, the color of the veneer changes. It may happen that furniture of the same color purchased after some time, show color differences. Upon request, the veneered parts can be supplied with certified origin from forests managed in a correct and responsible manner, according to the rigorous environmental standards established by the FSC circuit.

#### CLEANING AND MAINTENANCE

For ordinary cleaning of veneered woods, use a cloth moistened with neutral soap well diluted in water or specific products. Always dry after each application with a dry cloth or paper towel. Do not use abrasive products. In case of accidental spills of substances or liquids, immediately dab the wood with paper towel or with a dry and clean cloth. Avoid proximity to heat sources. Evenly expose the veneered woods to light, for example by periodically opening the table extensions that are stored inside the structure, or by moving any object placed on the surface, such as vases and accessories.

These tips are cleaning recommendations and do not guarantee complete stain removal.

We recommend that you always test the cleaning method on a hidden part of the item to check the resistance of the color.

Colour samples are to be considered approximate for each product. Slight color differences between a lot and the other are to be considered normal.