





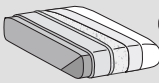








Royal



	Seat - Assise	Backrests - Dossiers	Structure - Structure	
Upholstering <i>Revetement</i> (10)	Removable <i>Déhoussable</i>	 	 	
	Not removable <i>Non déhoussable</i>	—	—	
Padding <i>Rembourrages</i> (2-4-5-6-7-8-9)	   D.35/50kg/m³	 Mixed feather	 +  Polyurethane foam	 optional

TECHNICAL INFORMATION

Structure: 1

Supporting frame in class E1 plywood panels and solid spruce or beech wood, with metal support, all wrapped in expanded polyurethane sheets of different densities.

Springing: 1-4

The back is made of hard or cellulose wooden fibre panels.
Seat with pre-tensioned crossed propylene fibre and latex elastic webbing.

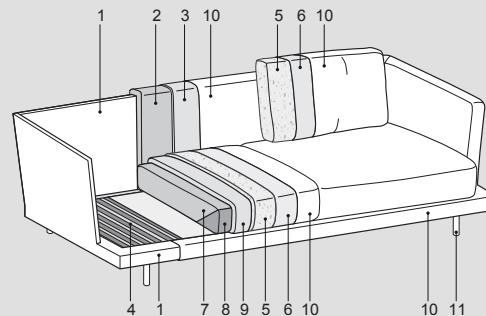
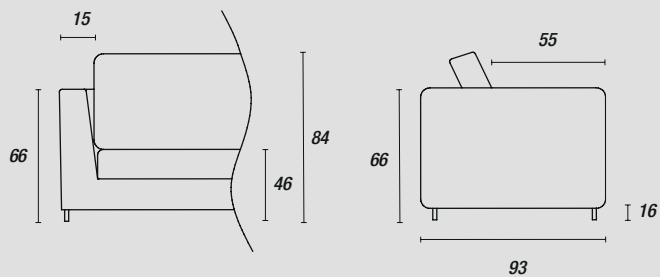
INFORMATIONS TECHNIQUES

Structure: 1

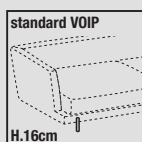
Châssis en panneaux de contreplaqué de bois classe E1 et supports massifs de bois d'épicéa ou de hêtre, soutenu par un support en métal, le tout enveloppé de plaques de polyuréthane expansé à densité différenciée.

Suspension: 1-4

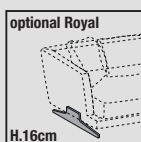
Dossier en panneaux de fibre de bois dure ou cellulose.
Assise en rubans élastique de fibre propylène et latex croisés et mécaniquement pré-tensionnés.



Feet - Pieds::









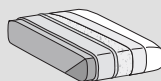







Black (ME09)
Light brown (ME11)



at a surcharge
Black (ME09)
Light brown (ME11)

Royal soft



	Seat - Assise	Backrests - Dossiers	Structure - Structure	
Upholstering Revetement (10)	Removable <i>Déhoussable</i>	 	 	
	Not removable <i>Non déhoussable</i>	—	—	
Padding Rembourrages (2-3-5-6-7-8-9)	   D.35/50kg/m ³	  Mixed feather	 +  Polyurethane foam	 ETHICALLY SOFT MADE optional

TECHNICAL INFORMATION

Structure: 1

Supporting frame in class E1 plywood panels and solid spruce or beech wood, with metal support, all wrapped in expanded polyurethane sheets of different densities.

Springing: 1-4

The back is made of hard or cellulose wooden fibre panels.
Seat with pre-tensioned crossed propylene fibre and latex elastic webbing.

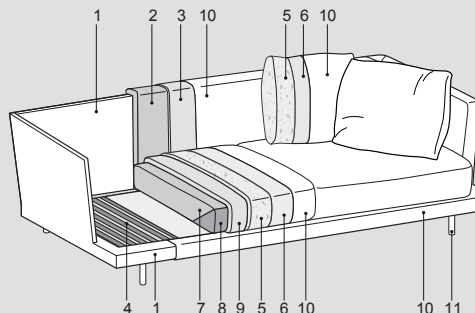
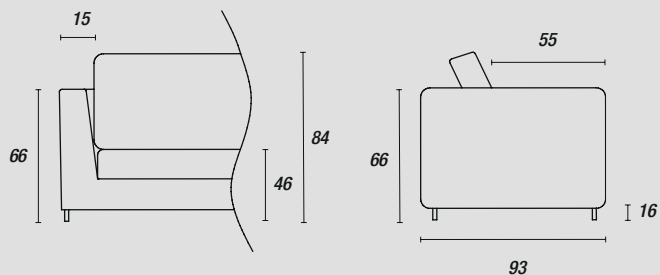
INFORMATIONS TECHNIQUES

Structure: 1

Châssis en panneaux de contreplaqué de bois classe E1 et supports massifs de bois d'épicéa ou de hêtre, soutenu par un support en métal, le tout enveloppé de plaques de polyuréthane expansé à densité différenciée.

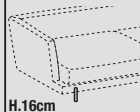
Suspension: 1-4

Dossier en panneaux de fibre de bois dure ou cellulose.
Assise en rubans élastique de fibre propylène et latex croisés et mécaniquement pré-tensionnés.



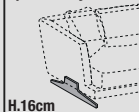
Feet - Pieds::

standard VOIP



Black (ME09)
Light brown (ME11)

optional Royal



at a surcharge
Black (ME09)
Light brown (ME11)