

QUADRIFOGLIO TAVOLINO

Design C. Ballabio

TAVOLINO | COFFEE TABLE

2019



QUADRIFOGLIO TAVOLINO

Design C. Ballabio

TAVOLINO | COFFEE TABLE

2019

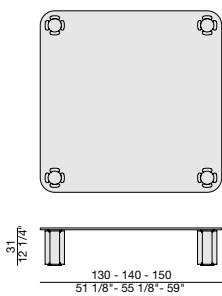
Tavolino quadrato con quattro gambe in massello di noce canaletta o frassino posizionate sui quattro angoli. Piano in cristallo trasparente (spessore mm. 15). Piastre e piedini in ottone spazzolato.

Square coffee table with four solid canaletta walnut or ash legs placed on the corners. Clear glass top (thickness mm. 15). Brushed brass plates and feet.

Quadratischer Couchtisch mit vier massiven Nussbaum- oder Eschenbeinen aus Canaletta, die an den Ecken platziert sind. Klarglasplatte (Stärke 15mm). Platten und Füße aus gebürstetem Messing.

Table basse carrée avec quatre jambes en frêne massif placées sur les quatre angles. Plateau en verre transparent (épaisseur mm. 15). Plaques et pieds en cuivre brossé.

Mesa de centro cuadrada con cuatro patas de fresno macizo en las esquinas. Tapa de cristal transparente (espesor mm. 15). Placas y pies de latón cepillado.



QUADRIFOGLIO TAVOLINO

Design C. Ballabio

TAVOLINO | COFFEE TABLE

2019

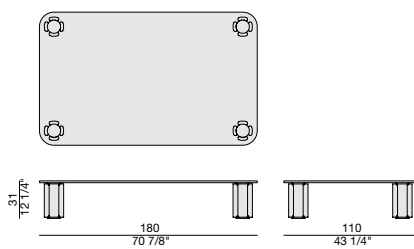
Tavolino rettangolare con quattro gambe in massello di noce canaletta o frassino posizionate sui quattro angoli. Piano in cristallo trasparente (spessore mm. 15). Piastre e piedini in ottone spazzolato.

Rectangular coffee table with four solid canaletta walnut or ash legs placed on the corners. Clear glass top (thickness mm. 15). Brushed brass plates and feet.

Rechteckiger Couchtisch mit vier massiven Nussbaum- oder Eschenbeinen aus Canaletta, die an den Ecken platziert sind. Klarglasplatte (Stärke 15mm) Platten und Füße aus gebürstetem Messing.

Table basse rectangulaire avec quatre jambes en frêne massif placées sur les quatre angles. Plateau en verre transparent (épaisseur mm. 15). Plaques et pieds en cuivre brossé.

Mesa de centro rectangular con cuatro patas de fresno macizo en las esquinas. Tapa de cristal transparente (espesor mm. 15). Placas y pies de latón cepillado.



QUADRIFOGLIO TAVOLINO

Design C. Ballabio

TAVOLINO | COFFEE TABLE

2019


Essenze | Wood



FRASSINO NATURALE
Natural Ash




FRASSINO
Ash
tinto/stained moka



FRASSINO
Ash
tinto/stained
canaletta walnut



FRASSINO
Ash
tinto/stained wengé




FRASSINO
Ash
tinto/stained canapa



FRASSINO
Ash
tinto/stained caffè



NOCE CANALETTA
Canaletta Walnut




NOCE CANALETTA
Canaletta Walnut
tinto/stained moka




NOCE CANALETTA
Canaletta Walnut
tinto/stained wengé

Laccato opaco poro aperto/chiuso | Matt Lacquered open/closed pore



BIANCO
White
(RAL 9016)



AVORIO
Ivory
(RAL 1013)



ARGILLA
Argilla
(RAL 7006)



PIOMBO
Piombo
(NCS S5005G20Y)




NERO
Black
(RAL 9005)




GRANATA
Granata
(NCS S4050Y90R)



PISTACCHIO
Pistacchio
(PANTONE 5825)



AVIO
Avio
(PANTONE 5415)




IRON
Iron
(RAL 7011)



CIOCCOLATO
Chocolate
(RAL 8019)

Metallo | Metal



OTTONE SPAZZOLATO
Brushed brass

Cristallo | Glass



TRASPARENTE
Transparent