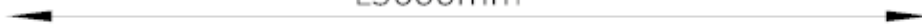


H600 mm



L3600mm




W800 mm

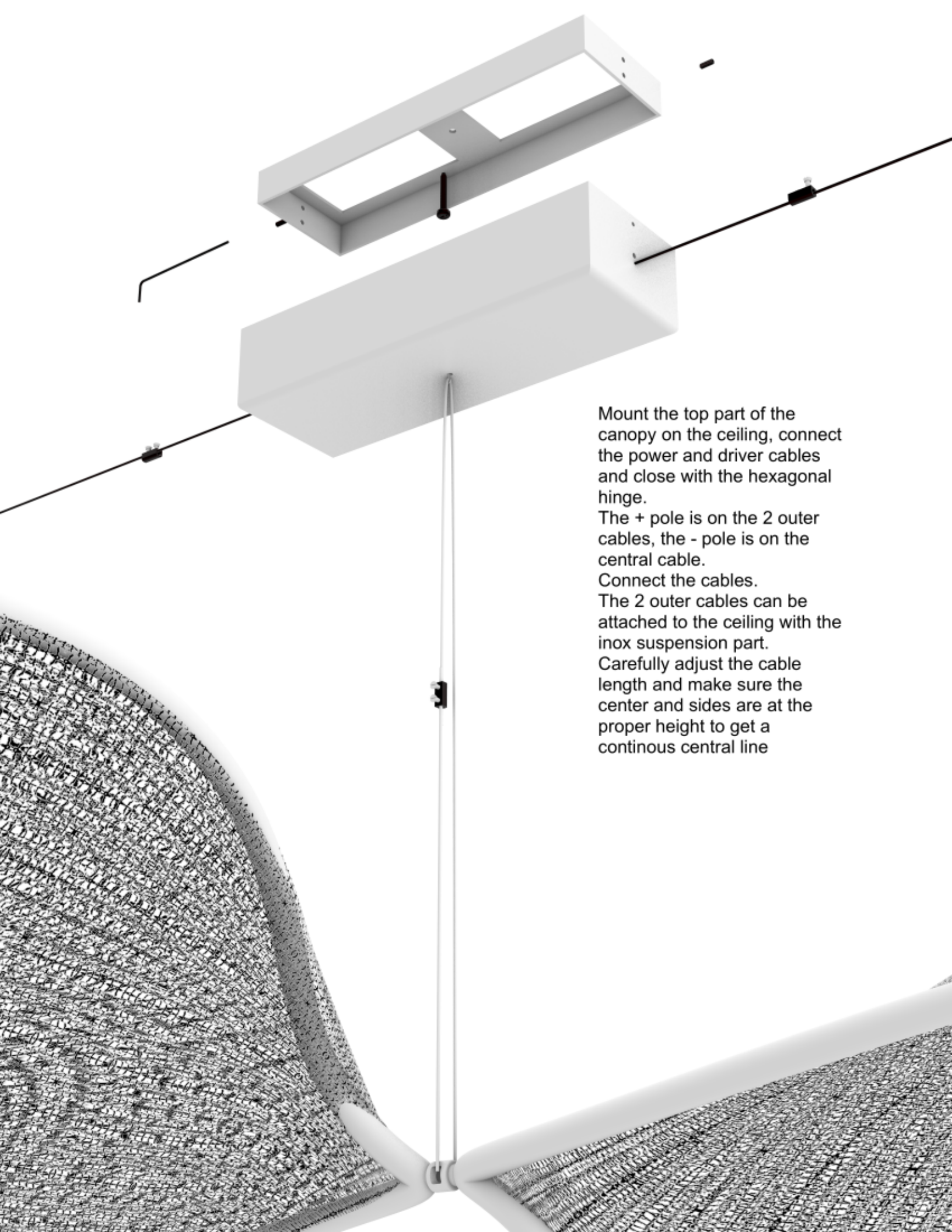


# III.08.double

polyester fabric stretched around  
bended aluminium profiles  
containing the led tape  
2300K/2700K  
95+CRI  
500cm length 1100LM/M  
90 Watt 24V meanwell driver  
white/black/brass canopy  
clear PA coated current carrying steel cable  
adjustable drop length  
5kg

Join one half lamp with a male end and one half lamp with the female end, twist them exactly 180\* and fixate with the imbus bolt





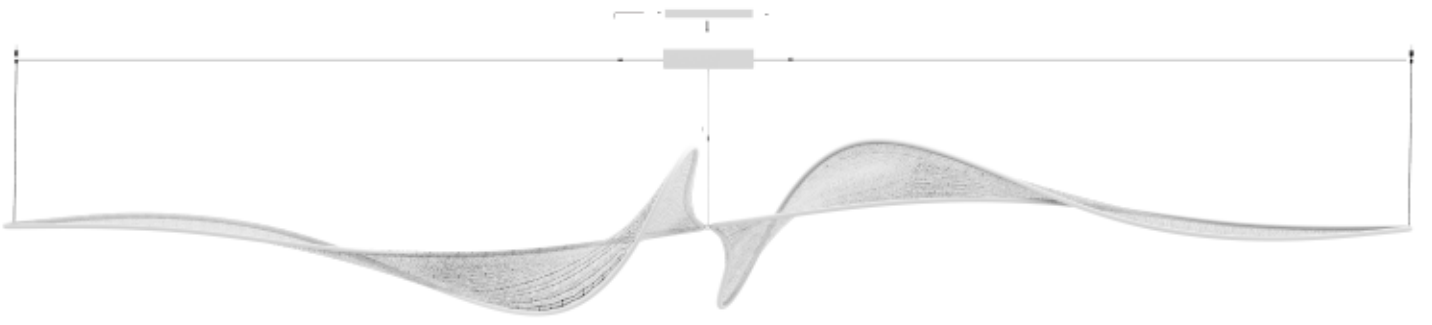
Mount the top part of the canopy on the ceiling, connect the power and driver cables and close with the hexagonal hinge.

The + pole is on the 2 outer cables, the - pole is on the central cable.

Connect the cables.

The 2 outer cables can be attached to the ceiling with the inox suspension part.

Carefully adjust the cable length and make sure the center and sides are at the proper height to get a continuous central line



**n**

