



Struttura: struttura in legno massello e multistrato, molleggio seduta con cinghie elastiche, ricoperta con poliuretano espanso indeformabile T 30/C, 25/AIRSOFF, 75/SR e rivestita con piuma d'oca vergine 1/2 B con fodera 100% cotone e fibra poliestere 200 gr/mq+cotone. Piedi non visibili

Structure: frame in solid wood and multilayer wood, springing system with elastic webbing, padded with non-deformable polyurethane foam T 30/C, 25/AIRSOFF, 75/SR and covered with 100% cotton-fabric filled with natural goose feather 1/2 B and polyester fibre 200 gr/m²+ cotton. Non-visible feet.

Sedile: in poliuretano espanso indeformabile a densità differenziate PF 40/ FR, 40/PH ricoperto in piuma d'oca vergine 1/2 B con fodera 100% cotone spigato bianco.

Seat: made of non-deformable polyurethane foam with different densities PF 40/ FR, 40/PH and covered with 100% cotton-fabric filled with natural goose feather 1/2 B.

Schienale: in poliuretano espanso indeformabile T 30/C rivestito con piuma d'oca vergine 1/2 B con fodera 100% cotone spigato bianco.

Back : made of non-deformable polyurethane foam T 30/C and covered with 100% cotton-fabric filled with natural goose feather 1/2 B.

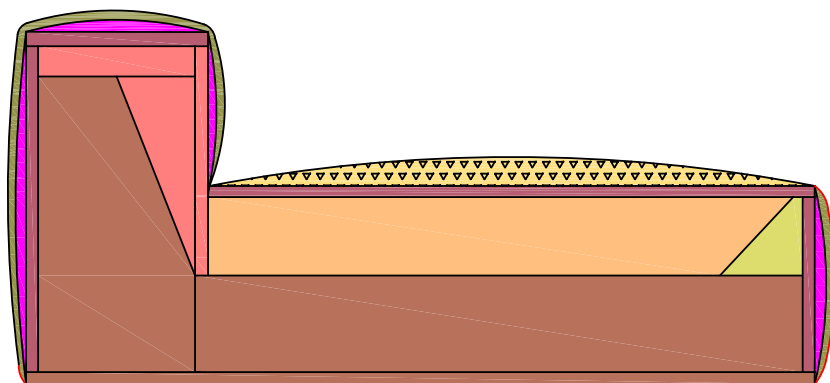
Cuscino opzionale: imbottitura in piuma d'oca vergine.










Optional cushion: natural goose feather filled cushion.

Rivestimenti: il modello è realizzabile in tessuto o pelle.

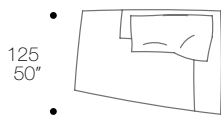
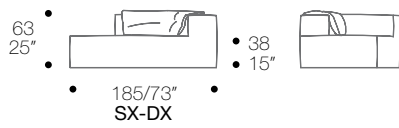
Covers: covers can be made with fabric or leather.

POLIURETANO ESPANSO SENZA C.F.C.
POLYURETHANE FOAM C.F.C. FREE

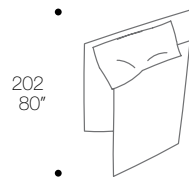
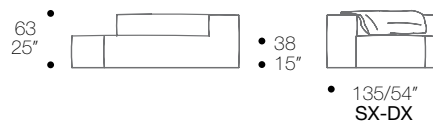


-  F.P. 200 gr/mq + cotone
P.F. 200 gr/m². + cotton
-  Poliuretano 25 AIRSOFF (0,9 kPa)
Polyurethane 25 AIRSOFF (0,9 kPa)
-  Piuma d'oca vergine
Natural goose feather
-  Poliuretano 40/PH (8,0 kPa)
Polyurethane 40/PH (8,0 kPa)
-  Poliuretano PF 40/PFR (3,0 kPa)
Polyurethane PF 40/PFR (3,0 kPa)
-  Poliuretano 75/SR (14 kPa)
Polyurethane 75/SR(14 kPa)
-  Poliuretano T/35 (4,5 kPa)
Polyurethane T/35 (4,5 kPa)
-  Struttura legno
Wooden frame
-  Poliuretano T 30/C (2,7 kPa)
Polyurethane T 30/C (2,7 kPa)

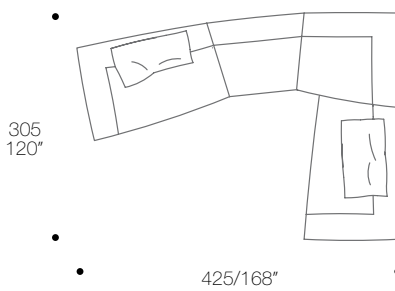
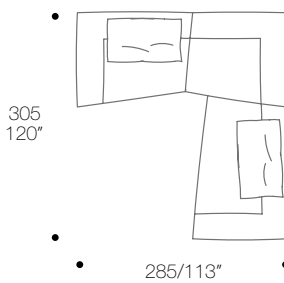
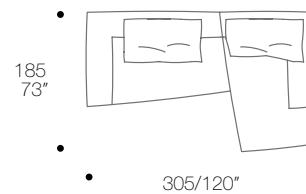
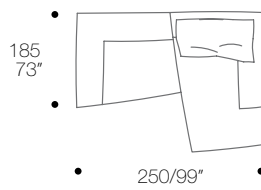
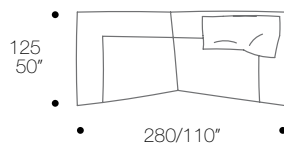
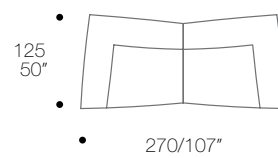
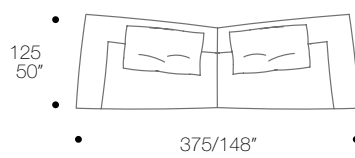
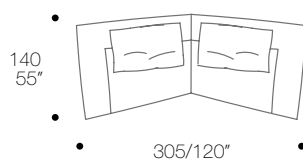
DORMEOUSE SX-DX



CHAISE LONGUE SX-DX



COMPOSIZIONI/SECTIONALS



69

