

Struttura: struttura in legno massello e multistrato, molleggio seduta con cinghie elastiche, ricoperta con poliuretano espanso indeformabile a densità differenziate T 25/P, T 35, 40/EM, TL/40, 75/SR e rivestita con fibra poliestere 350 gr/mq. e Dacron 808T Du Pont. Piede in metallo cromo satinato.

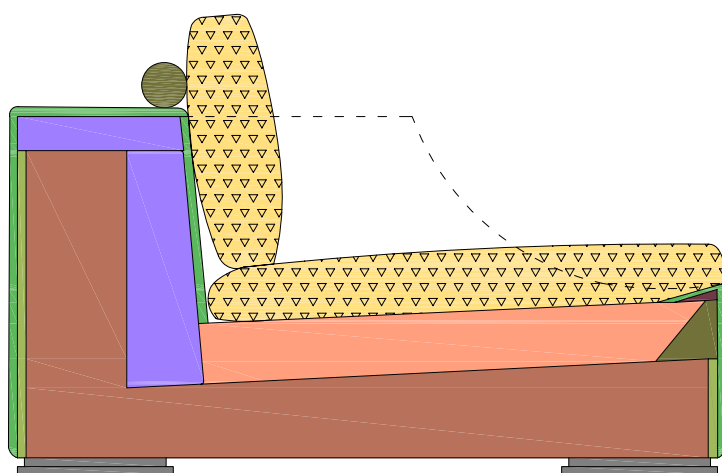
Structure: frame in solid wood and multilayer wood, springing system with elastic webbing, padded with non-deformable polyurethane foam T 25/P, T 35, 40/EM, TL/40, 75/SR, covered with polyester fibre 350 gr/m² and Dacron 808T Du Pont. Satin chrome steel feet.










Cuscino sedile: imbottitura in piuma d'oca vergine ½ B con fodera 100% cotone spigato bianco.
Seat cushion: 100% cotton-fabric filled with natural goose feather ½ B.

Cuscino schienale: imbottitura in piuma d'oca vergine ½ B con fodera 100% cotone spigato bianco + rullo in poliuretano espanso indeformabile 40 TL.
Back cushion: 100% cotton-fabric filled with natural goose feather ½ B + a non-deformable polyurethane foam cylinder 40 TL.

Rivestimenti: il modello è realizzabile in tessuto o pelle. I cuscini opzionali sono sfoderabili.
Covers: covers can be made with fabric or leather and are removable on optional cushions.

POLIURETANO ESPANSO SENZA C.F.C.
 POLYURETHANE FOAM C.F.C. FREE



-  Piuma d'oca vergine
Natural goose feather
-  Poliuretano T 25/P (4,2 kPa)
Polyurethane T 25/P (4,2 kPa)
-  Poliuretano 40/EM (3,9 kPa)
Polyurethane 40/EM (3,9 kPa)
-  Poliuretano SR/75 (14,0 kPa)
Polyurethane SR/75 (14,0 kPa)
-  Poliuretano TL/ 40 (6,6 kPa)
Polyurethane TL/40 (6,6 kPa)
-  Fibra poliestere 350 gr/mq.
Polyester fiber 350 gr/mq.
-  Poliuretano T/35 (4,5 kPa)
Polyurethane T/35 (4,5 kPa)
-  Struttura legno
Wooden frame
-  Piede
Feet

DIVANI/SOFAS



• 110/43" •



• 135/53" •



• 210/83" •



• 230/91" •



• 260/102" •

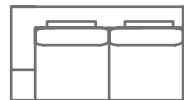
TERMINALI/END SX-DX



• 232/91" SX-DX •



• 202/80" SX-DX •



CHAISE LONGUE



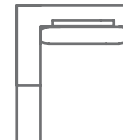
• 160/63" •



• 130/51" SX-DX •

Chaise longue
SG O DG

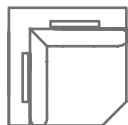
Chaise longue
left or right



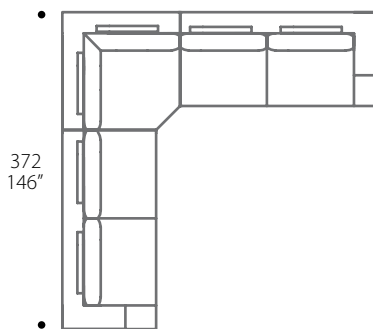
ANGOLO/CORNER



• 140/55" DX-SX •

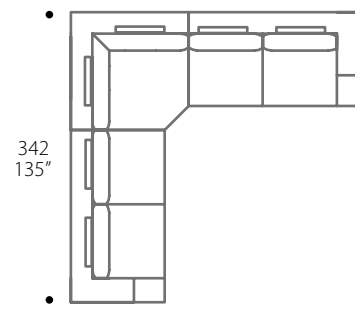


COMPOSIZIONI ANGOLARI/SECTIONALS



372
146"

372/146"



342
135"

342/135"